

PRELIMINARY 2017 LAW ENFORCEMENT OFFICER FATALITIES REPORT

www.LawMemorial.org/FatalitiesReport

Contact: info@nleomf.org

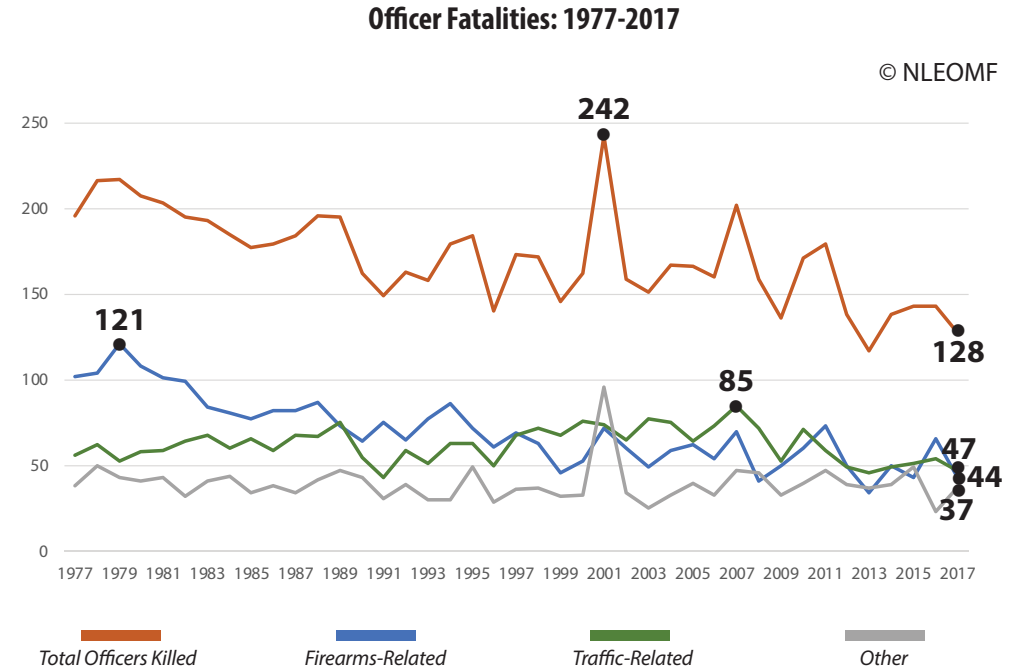
128 Law Enforcement Line-of-Duty Deaths in 2017

Fatalities decreased more than 10 percent with traffic-related fatalities the leading cause this year

According to preliminary data compiled by the National Law Enforcement Officers Memorial Fund, as of December 28, 2017, **128 federal, state, and local law enforcement officers have died in the line of duty this year**, decreasing 10 percent over the 143 officers killed in 2016.

Forty-seven officers have been killed in traffic-related incidents this year, decreasing 13 percent, compared to 54 traffic-related deaths last year. Firearms-related fatalities were the second-leading cause of officer deaths, with **44 officers shot and killed** in 2017. This represents a 33 percent decrease from the 66 officers killed in firearm-related incidents during 2016.

Thirty-seven officers died as a result of other causes this year, 16 of which were job-related illnesses where officers collapsed or suffered a cardiac event. Seven officers died as a result of being beaten, five died by drowning, four officers died as a result of an illness contracted during the 9/11-related rescue and recovery efforts, two officers died as a result of a helicopter crash,



two officers died in boating incidents, and one officer was stabbed to death.

Single-vehicle crashes was the leading circumstance of the traffic-related fatalities with 14 in 2017, representing 42 percent of all the fatal crashes and a slight increase from 2016 (11).

The leading circumstances of

firearms-related fatalities were officers responding to domestic disturbances and conducting traffic stops.

One-hundred and nineteen fallen officers were male and nine were female. Their average age was 42 years, with 13 years of service. On average, each officer left behind two children.

RECENTLY FALLEN




Trooper Timothy O'Neill
Michigan State Police
EOW: 9/20/2017

Trooper O'Neill was killed in a motorcycle crash while on duty and riding his department motorcycle.



Deputy Sheriff Eric Brian Overall
Oakland County (MI)
Sheriff's Office
EOW: 11/23/2017

Deputy Sheriff Overall was struck and killed after he deployed spike sticks in the roadway.



Corporal James Eric Chapman
Johnston (SC) Police
Department
EOW: 12/08/2017

Corporal Chapman was killed in a single vehicle crash while responding as backup.

Register to receive Recently Fallen alerts at www.RecentlyFallen.org



This report is part of an innovative partnership with NHTSA to promote law enforcement officer safety.

The data and statistics contained in this report are preliminary and do not represent a final or complete list of individual officers who will be added to the National Law Enforcement Officers Memorial in 2017.

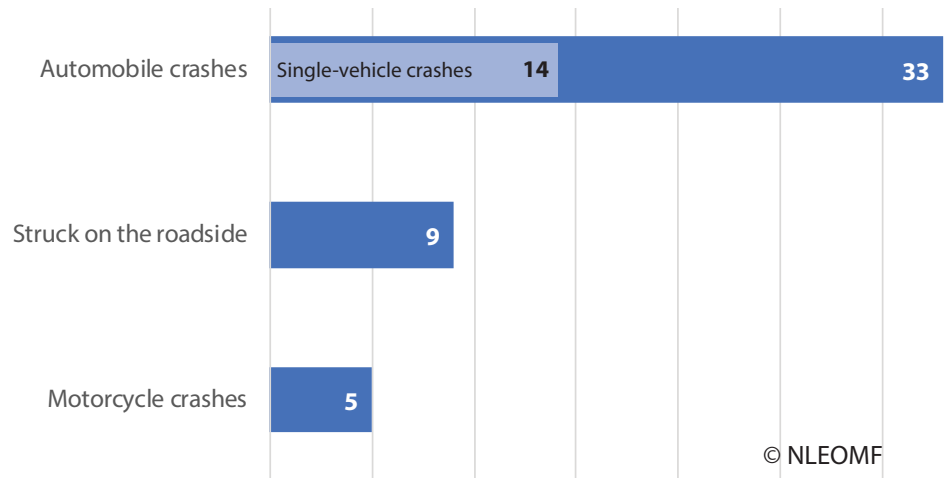
Traffic-related Fatalities

Traffic-related fatalities were the leading cause of law enforcement deaths in 2017. There were **47 traffic-related incidents in 2017**, compared to 54 last year, a 15 percent decrease. Of the 47 traffic-related incidents, 33 were automobile crashes involving a collision with another vehicle or fixed object, nine officers were struck while on the side of the road, and five officers were killed in motorcycle crashes.

Of the 33 automobile crashes this year, **14 were single-vehicle crashes** compared to 11 in 2016, representing a 27 percent increase.


Compared to the average number of traffic-related fatalities per decade, 2017 ranks below the past 10-year average (2000-2009). In the prior decade, nearly 72 officers were killed on average in a given year. Since the 1960s, traffic-related fatalities have increased, even as overall law enforcement fatalities have been decreasing.

Circumstances of Traffic-related Fatalities



© NLEOMF

Average Traffic-related Fatalities by Decade



© NLEOMF

NHTSA Traffic Safety Tips

Based on fatality information collected by the National Law Enforcement Officers Memorial Fund, these recommendations are intended to help prevent injuries and death as a result of traffic-related incidents.

Agencies should consider “Below-100” training: www.below100.org.

Recommendation 1

Consider Traffic Incident Management (TIMs) training for your officers. Go to www.firstrespondersafety.com and register for free online training courses

Recommendation 2

Always wear your seatbelt. Arrive Alive!

Recommendation 3

Avoid distractions while driving and remember what is important.

Firearms-related Fatalities

Firearms-related fatalities decreased in 2017. **Forty-four officers were shot and killed** in 2017 compared to 66 in 2016, a 33 percent decrease. Of the 44 firearms-related cases, seven involved officers responding to a domestic disturbance or domestic-related incident.

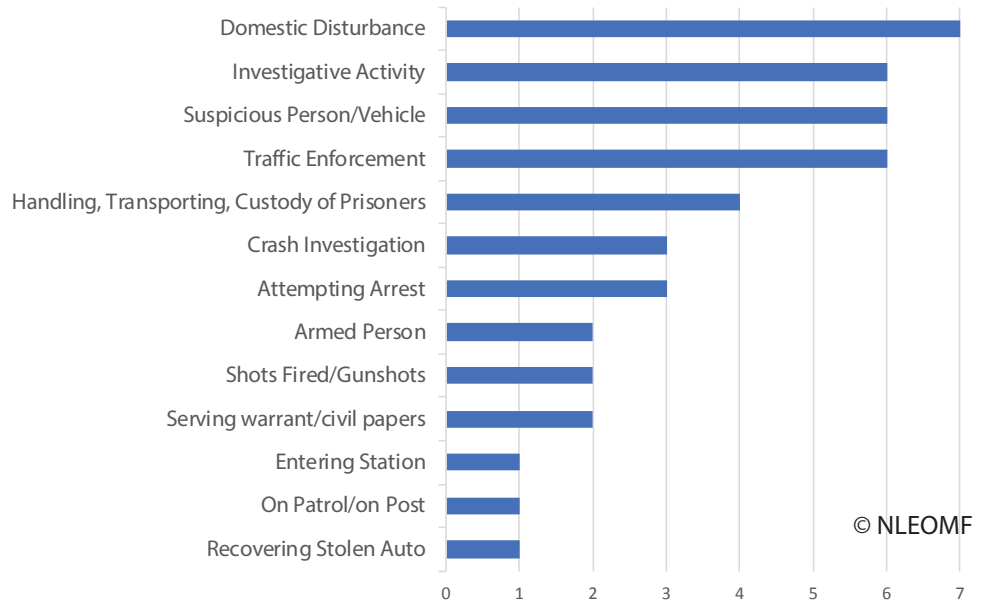
Six officers were killed while responding to suspicious persons or vehicles, six officers were killed while conducting investigations, and six were the result of officers conducting traffic enforcement. Four officers were shot and killed while handling or transporting prisoners, three of those officers were shot and killed with their own firearm. Three officers were shot while responding to vehicle crashes, three officers were killed while attempting to make an arrest, two were shot while responding to the report of an armed person, two officers were killed while serving warrant/notice, and two officers were shot while investigating a report of gunshots. One officer was shot and killed as he walked into the police station in an unprovoked ambush. One officer was shot while on post for a holiday detail, one officer was killed while recovering a stolen auto.

Eight of the 44 cases involved an

ambush-style attack carried out upon an unsuspecting officer(s).

Handguns were the leading type of firearm used in fatal shootings of law enforcement officers in 2017. Of the 44 officer fatalities, **29 officers were shot and killed with a handgun**. Nine officers were shot and killed with a rifle, two officers were killed with a shotgun. The type of firearm used in the remaining four fatalities is still unknown.

Circumstances of Fatal Shootings

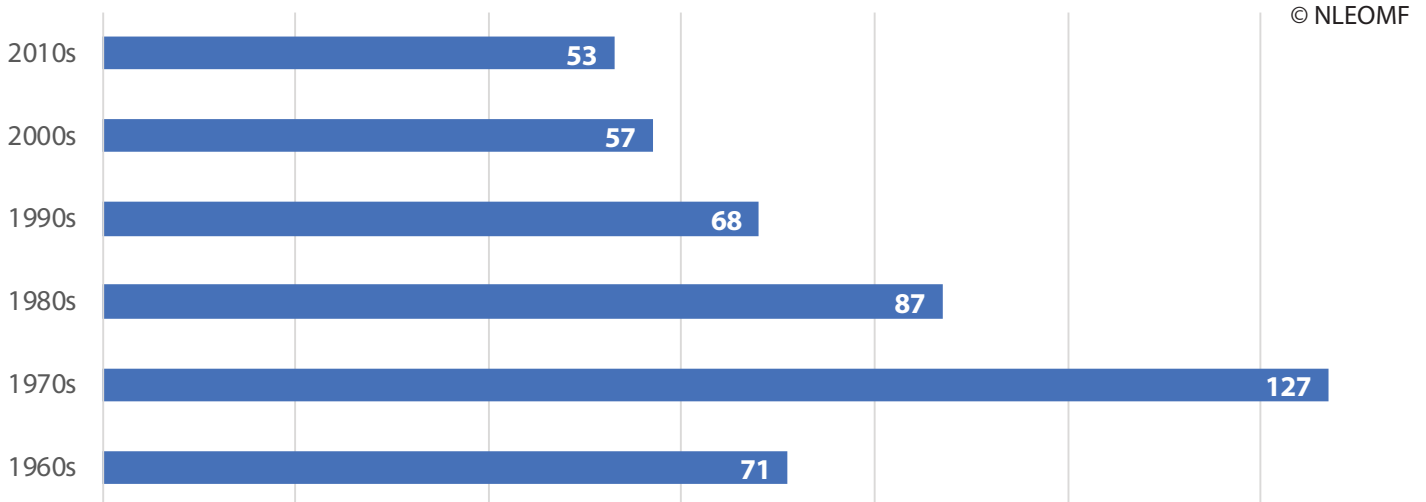


© NLEOMF

Of the 44 firearms-related fatalities that occurred this year, six occurred in May, the most of any other month.

Firearms-related fatalities peaked in 1973, with 84 officers shot and killed that year. Since then, the annual average has decreased from 63 in the 1970s, to 29 in the 2000s. In 2016, as a result of a number of unprecedented ambush-style attacks on law enforcement officers, the number of firearm-related fatalities rose to 66.

Average Firearms-related Fatalities by Decade



© NLEOMF

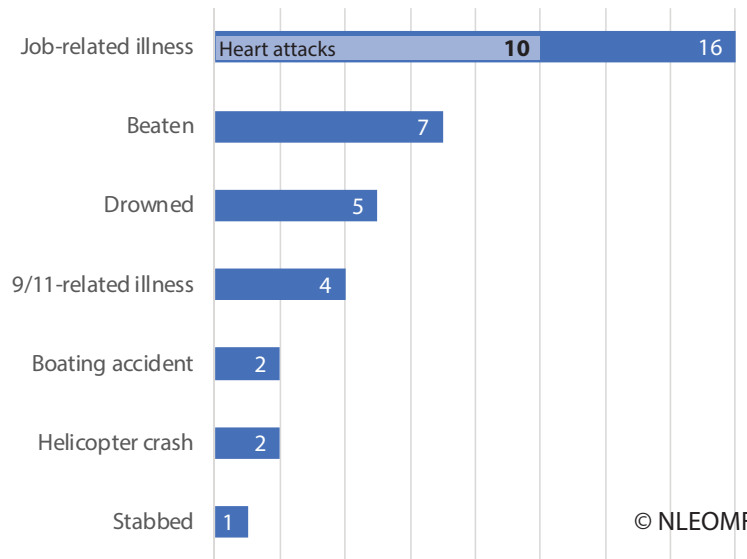
Other Causes of Officer Deaths

In 2017, deaths due to causes other than firearms- or traffic-related incidents rose by 61 percent compared to 2016, with **37 officers deaths in various incidents** above the 23 who died in 2016. Several incident types rose dramatically as seven officers were beaten to death in 2017, compared to two in 2016. Three of these were correctional officers killed in the same incident in a state prison.

Five officers drowned in 2017, three of which were directly related to the hurricanes that struck the United States and its territories. Sixteen officers died from job-related illnesses compared to nine officers who died of similar illnesses in 2016.

Four officers died as a result of 9/11-related illness contracted due to rescue and recovery efforts, two officers died in a helicopter crash, two died in boating incidents and one officer was stabbed to death.

Other Causes of Officer Death in 2017



© NLEOMF

Officer Fatality Data

In 2017, **Texas had the most officer fatalities with 14**, followed by New York and Florida with nine each, California had seven, Georgia and North Carolina each had six, Louisiana and Oklahoma both had five officer deaths. Seven states had two officer deaths and 15 states had one officer death. Fourteen states and the District of Columbia did not lose an officer in 2017.

Five territorial officers, five Federal officers, three Tribal officers, and two University officers were also killed in the line of duty in 2017.

Jurisdiction

Municipal	56	Territorial	5
State	30	Tribal	3
Sheriff	27	University	2
Federal	5		

Gender



	Average
Age of Officer	42
Length of Service	13 years
Number of Children	2



National Law Enforcement Officers
MEMORIAL FUND
RESPECT. HONOR. REMEMBER.