

2021 MID-YEAR PRELIMINARY
**LAW ENFORCEMENT OFFICERS
FATALITIES REPORT**



155

LAW ENFORCEMENT OFFICER FATALITIES

According to preliminary data compiled by the National Law Enforcement Officers Memorial Fund (NLEOMF), as of June 30, 2021, **155 federal, state, tribal and local law enforcement officers died in the line-of-duty.** This is an increase of approximately 10% from the 141 officers killed during the same period last year. The 155 line-of-duty deaths are on a pace to exceed the 295 law enforcement fatalities recorded in 2020, which was the second highest total on record. At this rate, officer line-of-duty deaths could near the 1930 toll of 312 fatalities, which is the most ever recorded by the National Law Enforcement Officers Memorial Fund in a single year.

The first six months of this year have demonstrated that America's law enforcement officers are still battling the deadly effects of the COVID-19 pandemic, with some 71 officers dying as a result of contracting the disease while executing official duties. The 71 officers represent a decrease of 7% compared to the 76 officers who died of COVID-19 related causes during the first half of last year. However, this would still make COVID-19 related fatalities the single highest cause of law enforcement deaths occurring in the first six months of 2021.

The dramatic increase in traffic-related fatalities thus far in 2021 should also be a concern for law enforcement agencies nationwide. In the first six months of this year, 38 officers have died due to traffic-related causes, such as single-vehicle accidents, vehicle collisions, motorcycle crashes and struck-by incidents while working along our nation's roadways. These 38 traffic-related fatalities are an increase of 58% compared to the 24 deaths during the same period last year. Tragically, struck-by fatalities have increased by an extraordinary 138% over 2020 mid-year numbers.

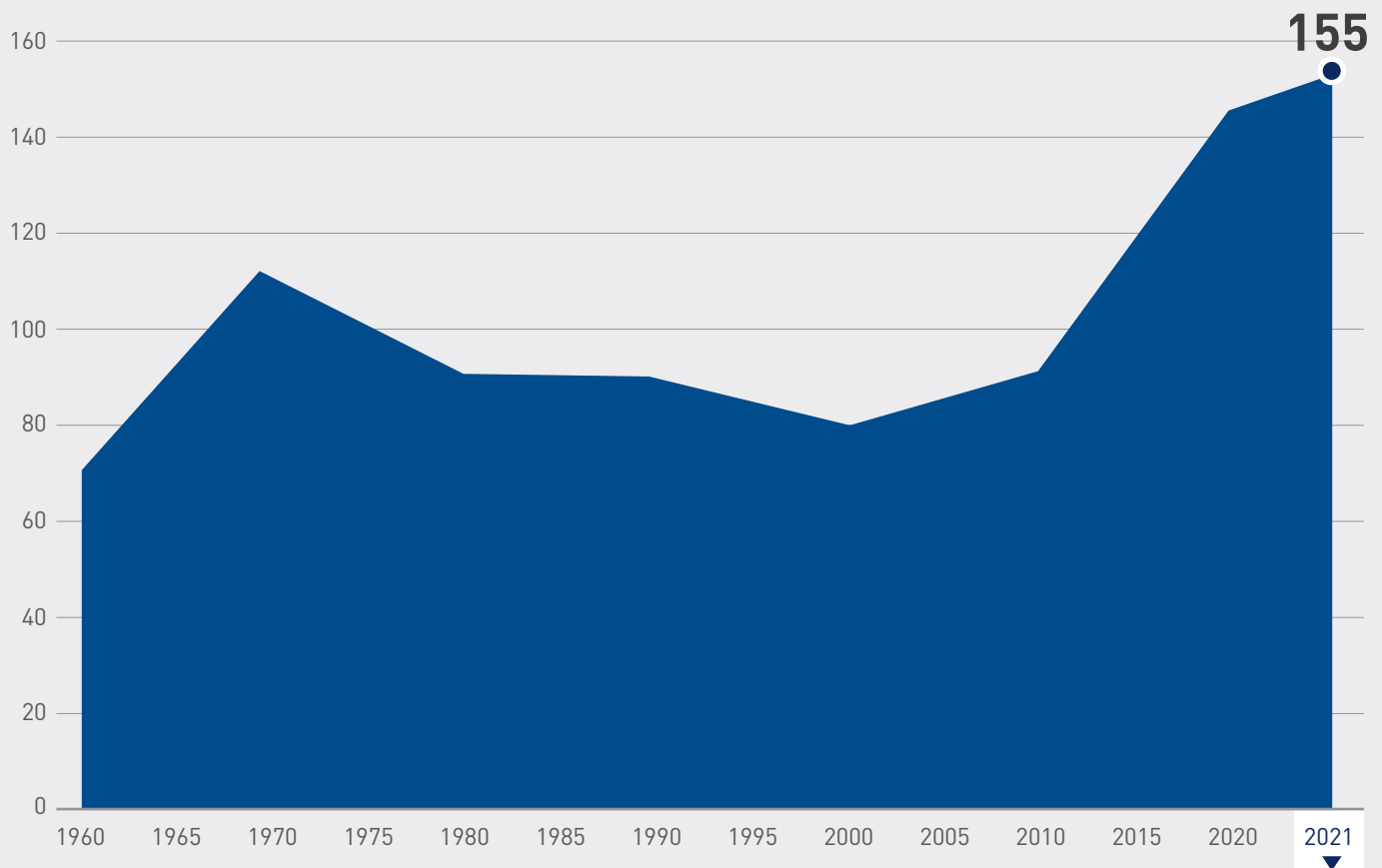
During the first half of 2021, 33 officers died from felonious assaults including: 28 officers killed in the line of duty as of a result of firearms fatalities, three officers were beaten to death, and two officers were fatally stabbed. The 28 officers killed by firearms represents a 4% increase over the 27 officers killed in firearms-related fatalities during the first six months of 2020. The leading circumstance of firearms fatalities were officers attempting to make an arrest. A total of four officers have been killed in ambush attacks so far this year.

During the first six months of 2021, 18 officers died of other causes, such as physical-related illnesses including heart attacks and strokes suffered while in the performance of their official duties.

 **10%**

Law Enforcement
**Line-of-Duty
Deaths Up
Approximately
10 Percent** in
First Half of 2021

LAW ENFORCEMENT FATALITIES BY DECADE 1960 - 2020 THROUGH MID-YEAR



155 TOTAL FATALITIES



Note: Mid-Year is from January 1 through June 30 of each year.

The data and statistics contained in this report are preliminary and do not represent a final or complete list of individual officers who will be added to the National Law Enforcement Officers Memorial in 2021.

FIREARMS-RELATED FATALITIES

Of the 155 confirmed law enforcement line-of-duty deaths from January 1, 2021 – June 30, 2021, firearms-related fatalities were the third-leading cause of law enforcement deaths. These deaths represent a 4% increase over the same period last year.

Twenty-eight officers were shot and killed during the first six months of the year, compared to 27 during the same period in 2020. Of the 28 firearms fatalities, five were attempting an arrest, four were killed during tactical encounters, four were ambushed and killed, three each were killed responding to domestic disturbance calls, investigating suspicious activities or persons, and on disturbance calls. Two officers were killed during traffic enforcement and two others were killed while serving a felony warrant. During this time period, two officers were also fatally shot responding to burglary or robbery in-progress calls.

Handguns were the leading type of firearm used in fatal shootings of law enforcement officers in the first half of 2021. Of the 28 officer fatalities, nine were killed with a handgun, six were killed by a rifle, while two were killed with shotguns. The type of firearm used in the remaining 11 fatalities is still under investigation or unknown at this time.

Of the 28 firearms-related fatalities in the first half of 2021, seven occurred in May, six in February, and five in March. There were four firearms-related fatalities each in January and April, and two in June 2021.

OFFICERS FALLEN: FIREARMS-RELATED



Agent
Luis Angel Marrero-Diaz
Puerto Rico (PR) P.D.

EOW: JANUARY 11, 2021

Agent Marrero-Diaz and Agents Luis Salaman-Conde and Eliezer Hernandez-Cartagena of the Carolina Municipal (PR) Police Department were killed after a carjacking. The suspect stole a vehicle and later crashed and shot and killed Agent Luis Salaman-Conde after he responded to the vehicle crash. The suspect then stole a second vehicle, fled the scene, and then stopped the car at some point and **shot and killed** Agent Marrero-Diaz. The suspect then attempted to flee again and feloniously struck and killed Agent Eliezer Hernandez-Cartagena. The suspect was later found shot to death.



Police Officer
Eric Huston Talley
Boulder (CO) P.D.

EOW: MARCH 22, 2021

Police Officer Talley was **shot and killed** during an active shooter call at a local supermarket in Boulder, Colorado. Officer Talley was the first member of law enforcement to arrive at the scene and among ten victims shot and killed. The suspect has been charged with ten counts of murder.



Police Officer
Jimmy Inn
Stockton (CA) P.D.

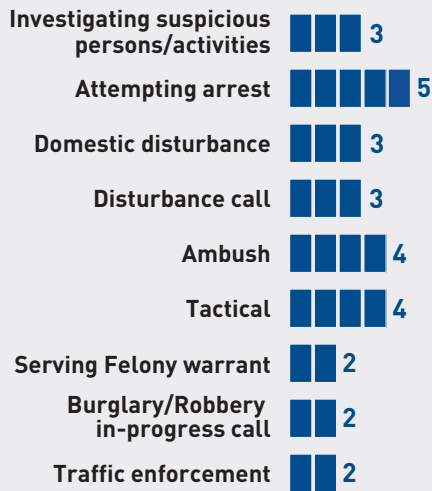
EOW: MAY 11, 2021

Police Officer Inn was **shot and killed** while responding to a domestic violence call. As Officer Inn approached the front door, the suspect opened fire on him. Another responding officer arrived on scene and shot and killed the suspect.

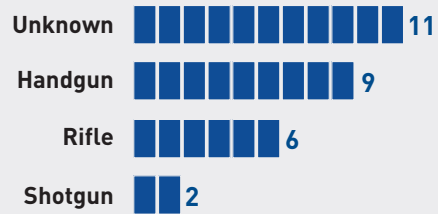
FIREARMS-RELATED FATALITIES

THROUGH MID-YEAR

BY CIRCUMSTANCE



BY FIREARM TYPE



BY MONTH



BY DECADE*



*Average gun fire fatalities per decade

Note: Mid-Year is from January 1 through June 30

TRAFFIC-RELATED FATALITIES

Thirty-eight officers were killed in traffic-related incidents during the first half of 2021, compared to 24 over the same period last year, a 58% increase. Of the 38 traffic-related fatalities, 10 were automobile crashes involving a collision with another vehicle or fixed object, five were single-vehicle crashes, and 19 were struck-by fatalities while on the side of the road. This year, four officers have been killed in motorcycle crashes, while during the same time period last year, one officer was killed.

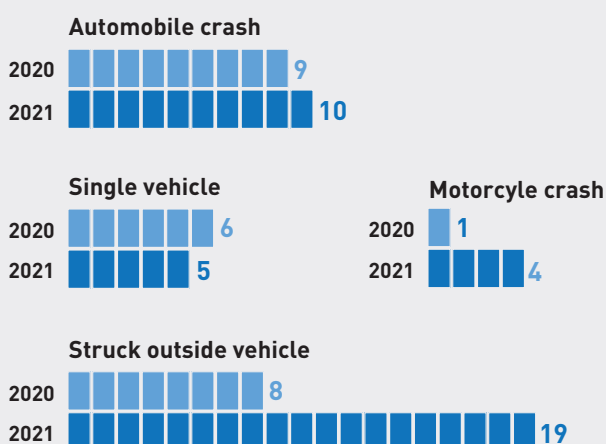
Struck-by incidents, where an officer was hit by a vehicle while outside of their patrol vehicle,

were the leading circumstances of the traffic-related fatalities. Many of these fatal struck-by crashes occurred while officers were investigating motor vehicle crashes or assisting motorists on the side of the road. Nineteen struck-by fatalities occurred during the first half of the year, versus eight during the same period last year, representing a 138% increase.

Compared to the average number of traffic-related fatalities per decade, 2021 is significantly higher than the past 10-year average (2010 – 2019). In the prior decade, 27 officers were killed on average in the first half of a given year.

TRAFFIC-RELATED FATALITIES THROUGH MID-YEAR

BY CIRCUMSTANCE



Note: Mid-Year is from January 1 through June 30

BY DECADE*

1970s	27	2000s	33
1980s	30	2010s	27
1990s	29	2020s	31

*Average per decade

OFFICERS FALLEN: TRAFFIC-RELATED



Police Officer
Melton Levi Gore

Horry County (SC) P.D.

EOW: JANUARY 12, 2021

Police Officer Gore stopped to remove a large garbage can from the roadway. Upon returning to his patrol vehicle, he was **struck and killed** by a passing motorist.



Trooper
Todd Hanneken

Illinois (IL) State Police

EOW: MARCH 25, 2021

Trooper Hanneken was killed in a **single-vehicle crash** when his patrol vehicle left the roadway and struck a light pole and tree.



Conservation Officer
Sarah Grell

Minnesota (MN) Department
of Natural Resources

EOW: MAY 24, 2021

Conservation Officer Grell was killed in an **automobile crash** when her department vehicle was struck by a tractor trailer.



Deputy Sheriff
Thomas Albanese

Los Angeles County (CA) S.O.

EOW: FEBRUARY 25, 2021

Deputy Sheriff Albanese was killed in a **motorcycle crash** when his patrol motorcycle collided with another vehicle.

OTHER CAUSES AND FATALITIES

The single largest category of officer fatalities in this report is the Other Category, which contains a wide variety of health-related deaths and other line-of-duty fatalities. Eighty-nine officers are listed in the Other Category.

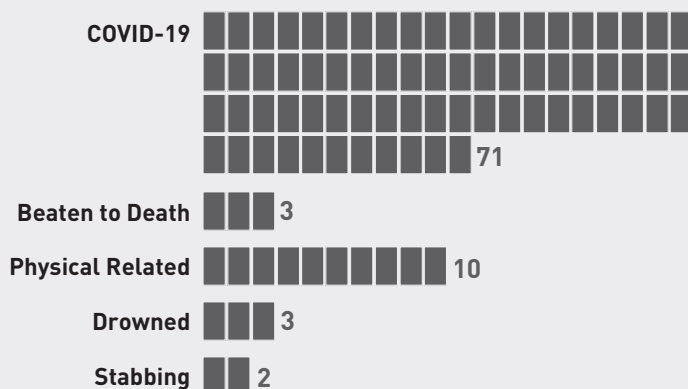
In the first half of 2021, the largest sub-section of the Other Category is COVID-19-related fatalities, where some 71 officers have succumbed to the disease so far this year. It has been reported to NLEOMF that each of these officers has died as

a direct result of their exposure while conducting official duties.


Eighteen officers died of other causes during the first half of 2021, compared to 14 fatalities last year during this same period. Ten officers died from health-related illnesses, such as heart attacks and strokes, while three officers were beaten to death, three others drowned, and two additional officers were stabbed to death.

OTHER CAUSES OF FATALITIES THROUGH MID-YEAR

BY CIRCUMSTANCE



BY DECADE



Note: Mid-Year is from January 1 through June 30

OFFICERS FALLEN: OTHER CAUSES



Police Officer
Emmanuel Familia
Worcester (MA) P.D.
EOW: JUNE 4, 2021

Police Officer Familia drowned while attempting to rescue a drowning juvenile. Divers located both Officer Familia and the teen and they were transported to the hospital and pronounced dead.



Deputy Jail Officer
Christopher Wilson Knight
Bibb County (GA) S.O.
EOW: APRIL 6, 2021

Deputy Sheriff Knight was fatally stabbed, and another deputy injured, by an inmate at the Bibb County Law Enforcement Center in Macon, Georgia. Deputies were moving the inmate to another location for suicide watch.



Corporal
Kyle Jeffrey Davis
Washington County (OK) S.O.
EOW: MARCH 25, 2021

Corporal Davis was assaulted inside the Washington County Jail while booking a prisoner. Corporal Davis was transported to the hospital where he later succumbed to his injuries.



Deputy Sheriff
Carlos Antonio Hernandez
Palm Beach County (FL) S.O.
EOW: APRIL 11, 2021

Deputy Sheriff Hernandez contracted COVID-19 during the commission of his job duties and succumbed to complications of COVID-19 on April 11, 2021.

IT IS NOT HOW
THESE OFFICERS DIED

71

COVID-19-RELATED DEATHS

Of the 155 confirmed law enforcement line-of-duty deaths from January 1, 2021 – June 30, 2021, **COVID-19-related fatalities were the leading cause of law enforcement deaths.**

Seventy-one officers succumbed to the disease in the first half of 2021, as compared to 76 officers during the same period in 2020. Although this represents a 7% decrease from last year, COVID-19-related fatalities are still a major concern for law enforcement agencies nationwide.

Preliminary reports submitted to the National Law Enforcement Officers Memorial Fund show the ongoing COVID-19 pandemic has claimed more law enforcement lives than any single category in this report.

To date, 71 COVID-19-related fatalities have been identified, and it is anticipated that a significant number have yet to be reported by local agencies. In order to properly identify these cases, NLEOMF and its COVID-19 Task Force

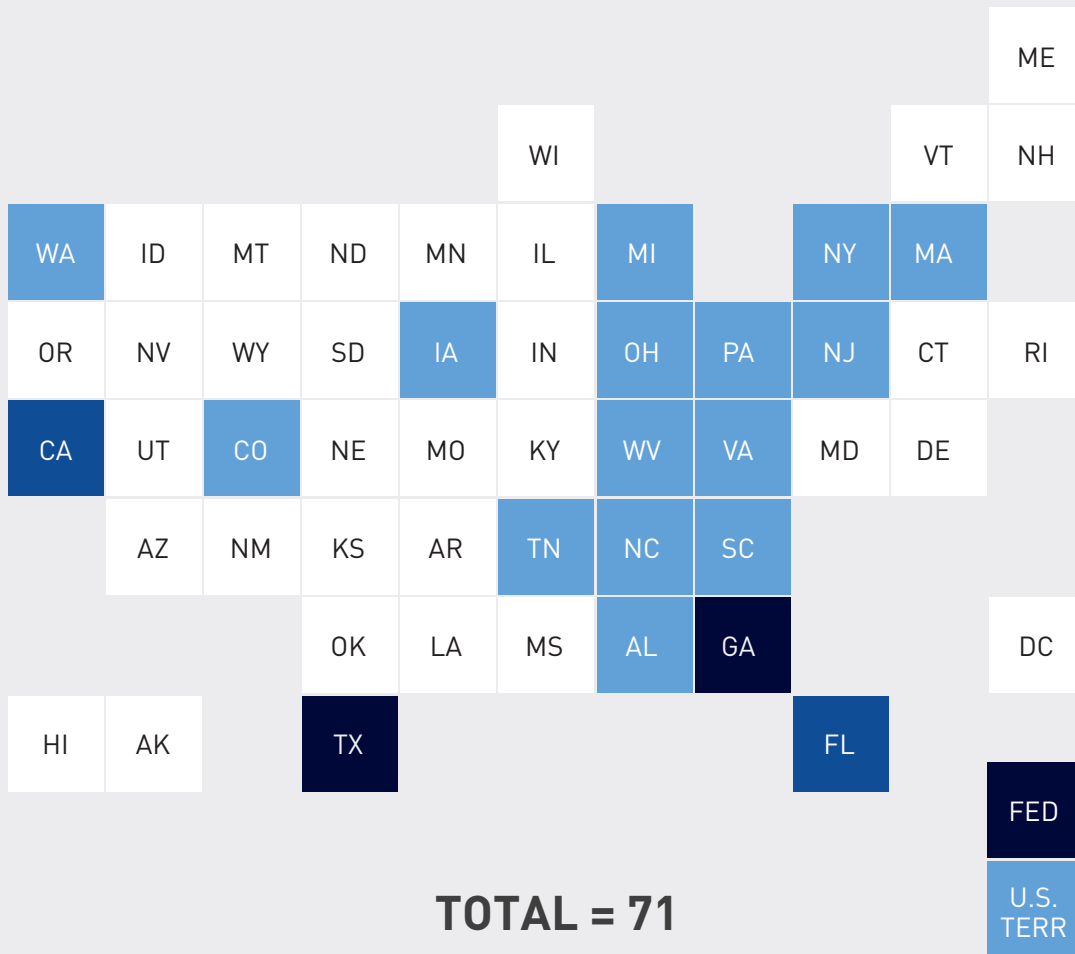
is working with federal, state, tribal and local agencies to determine if officers experienced direct exposure to individuals with COVID-19 while they were performing in their official law enforcement capacity. If officers were exposed to the virus and succumbed to its effects, they will then be included in the “Other Causes” category of line-of-duty deaths and officially counted as law enforcement fatalities.

Because law enforcement officers across the country continue to be exposed to this invisible nemesis, the number of line-of-duty deaths is continually changing and unfortunately many more COVID-19-related fatalities are anticipated. As of June 30, 2021, the 71 COVID-19-related law enforcement deaths under review are listed on the next page by state.

A large white downward-pointing arrow followed by the text "7%" in a bold, sans-serif font.

COVID-19-Related Law
Enforcement Fatalities are
Down 7% from Last Year.

COVID-19 FATALITIES BY STATE THROUGH MID-YEAR



Number of Fatalities:



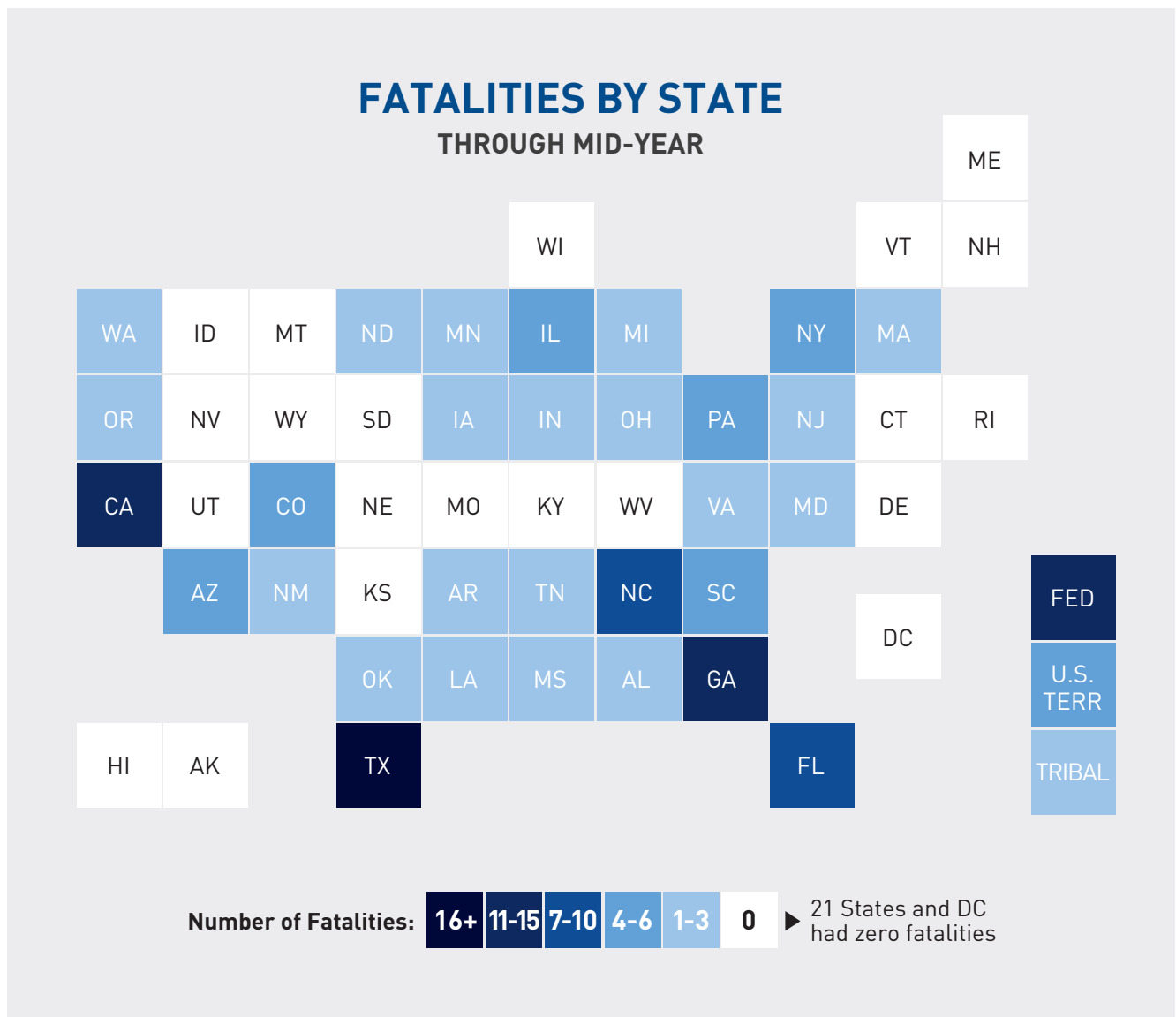
► 29 States and DC had zero COVID-19-related fatalities

DEMOGRAPHICS OF FATALITIES

In the first half of 2021, 25 officers from the state of Texas and 13 officers from the states of California and Georgia were killed in the line of duty. Ten officers from Florida were killed in the first six months of this year. Fifteen federal officers, six Territorial officers and two tribal officers also were killed in the line of duty during this period. Twenty

states, the District of Columbia, and the military did not lose an officer in the first half of the year.

One hundred and forty-two fallen officers were male and 13 were female. The average age of the fallen officer was 48 years, with 19 years of service. On average, officers left behind two children.



FATALITIES BY DEMOGRAPHIC

THROUGH MID-YEAR

GENDER

Male	142
Female	13

AGE

Youngest	24
Average	48
Oldest	71









TOUR OF DUTY LENGTH

Shortest	2	months
Average	19	years
Longest	44	years

NUMBER OF CHILDREN

Least	0
Average	2
Most	7

JURISDICTION

City		47
Municipal/County PD		9
Sheriff		47
State/Tpr/Hwy Patrol		26
Federal		15
Tribal		2
Territorial		6
University		3

Note: Mid-Year is from January 1 through June 30

NATIONAL LAW ENFORCEMENT OFFICERS MEMORIAL

HONOR, RESPECT, REMEMBER

OFFICIAL NAMES FROM JANUARY 1, 2021 – JUNE 30, 2021

A place of honor, the National Law Enforcement Officers Memorial features the names of the Official Line-of-Duty Fallen Heroes who have made the ultimate sacrifice. Here, you may search for those who have been so honored – those whose names are engraved on the Memorial wall to be remembered and revered forever.

Since 1786, nearly 23,000 law enforcement officers have died in the line of duty. The National Law Enforcement Officers Memorial ensures that those who gave their lives to protect and serve their communities are remembered for generations to come, while providing a place where survivors can spend a quiet moment paying tribute to their loved ones.

The National Law Enforcement Officers Memorial Fund, the foremost organization that memorializes law enforcement heroes who die in the line of duty, offers an official monthly announcement sharing the number of fallen who have been through our stringent review process. As of June 30, 2021, 40 officers have been designated as Official Line-of-Duty Fallen Heroes and will be added to the Memorial in 2022.







444 E Street, NW
Washington, DC 20001
www.LawMemorial.org
info@nleomf.org