

2018 MID-YEAR

Law Enforcement Officers Fatalities Report



National Law Enforcement Officers
MEMORIAL
RESPECT. HONOR. REMEMBER.

LawMemorial.org/FatalitiesReport

Contact: info@nleomf.org

73

Law Enforcement Officer Deaths in First Half of 2018

FIREARMS-RELATED DEATHS INCREASE 24 PERCENT OVER SAME PERIOD LAST YEAR

According to preliminary data compiled by the National Law Enforcement Officers Memorial Fund, as of June 30, 2018, 73 federal, state, and local law enforcement officers have died in the



line of duty this year, increasing six percent over the 69 officers killed during the same period last year.

Firearms-related fatalities are the leading cause of officer deaths, with 31 officers killed thus far in 2018. This represents a 24 percent increase over the 25 officers killed in firearm-related incidents during the same period last year.

Twenty-seven peace officers have been killed in traffic-related incidents this year, increasing four percent, compared to 26 deaths during the same period last year.

Fifteen officers died as a result of other causes during the reporting period in 2018, seven of which were job-related ailments where officers collapsed or suffered a cardiac event. Six officers died as a result of an illness contracted during the 9/11 rescue and recovery

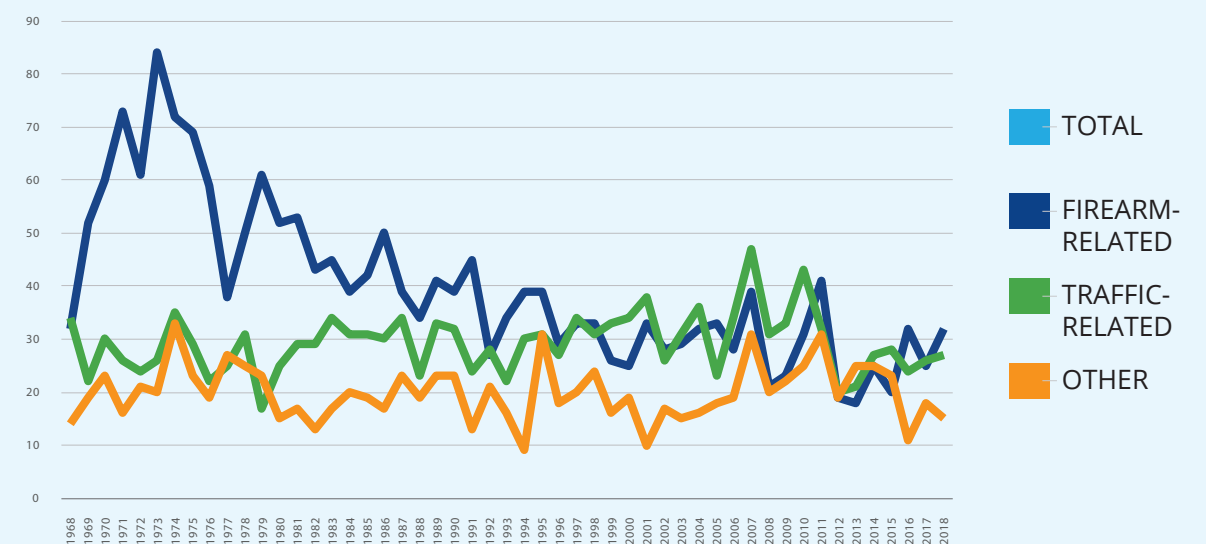


efforts, while one officer was beaten to death and one officer drowned.

Sixty-eight fallen officers were male and five were female. Their average age was 39 years, with 11 years of service. On average, each officer left behind two children.



Mid-Year Fatalities for MID-YEAR 2018



This report is part of an innovative partnership with NHTSA to promote law enforcement officer safety. The data and statistics contained in this report are preliminary and do not represent a final or complete list of individual officers who will be added to the National Law Enforcement Officers Memorial in 2017.

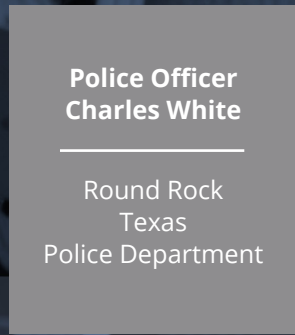
RECENTLY FALLEN



**Deputy Sheriff
Theresa King**

Wyandotte County
Kansas, S.O.
Sheriff's Office

END OF WATCH: June 16, 2018
Deputy Sheriff King was shot and killed transporting an inmate to court for a hearing.



**Police Officer
Charles White**

Round Rock
Texas
Police Department

END OF WATCH: April 27, 2018
Police Officer White succumbed to his injuries from being struck by an impaired driver.



**Sargeant
Kent Swanson**

Shelley
Idaho
Police Department

END OF WATCH: May 21, 2018
Sargeant Swanson suffered a heart attack while responding to a disturbance call.

REGISTER TO RECEIVE RECENTLY FALLEN ALERTS AT:
WWW.RECENTLYFALLEN.ORG

31 Firearms-Related Fatalities

Firearms-related fatalities were the leading cause of law enforcement deaths during the first half of the year. Thirty-one officers were shot and killed during the first six months of 2018 compared to 25 during the same period in 2017. Of the 31 firearms related cases, eight involved attempting arrests and six involved officers responding to a domestic disturbance or domestic-related incident. Three officers were shot and killed while investigating a disturbance call and suspicious persons or vehicles. Two officers were killed while serving arrest warrants, conducting investigative activities, or handling prisoners. One officer fatality was during a burglary call and one officer fatality circumstance is currently unknown.

Three of the 31 cases involved an ambush-style attack carried out upon unsuspecting officers.

Handguns were the leading type of firearm used in fatal shootings of law enforcement officers in the first half 2018. Of the 31 officer fatalities, 13 officers were shot and killed with a handgun. Four officers were killed with a rifle, two officers were shot and killed

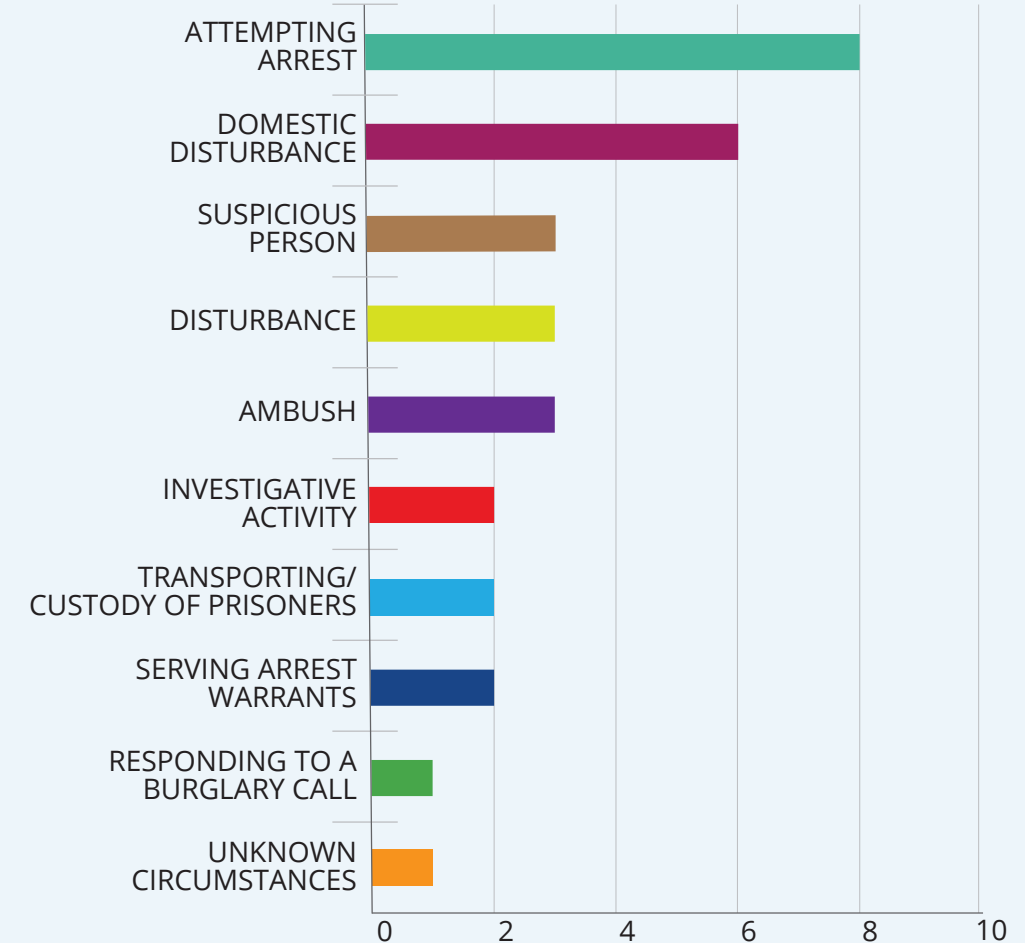
with their own weapon, and one officer was killed with a shotgun. The type of firearm used in the remaining eleven fatalities is still being researched.

Of the 31 firearms-related fatalities in the first half of 2018, nine were shot and killed in February, the most of any other month. Six officers were shot in both March and April. Five officers were shot in January, three were shot in May, and two were shot in June.

FIREARM-RELATED FATALITIES BY THE DECADE

1960's	32
1970's	63
1980's	44
1990's	34
2000's	29
2010's	27

Shooting Circumstances for MID-YEAR 2018



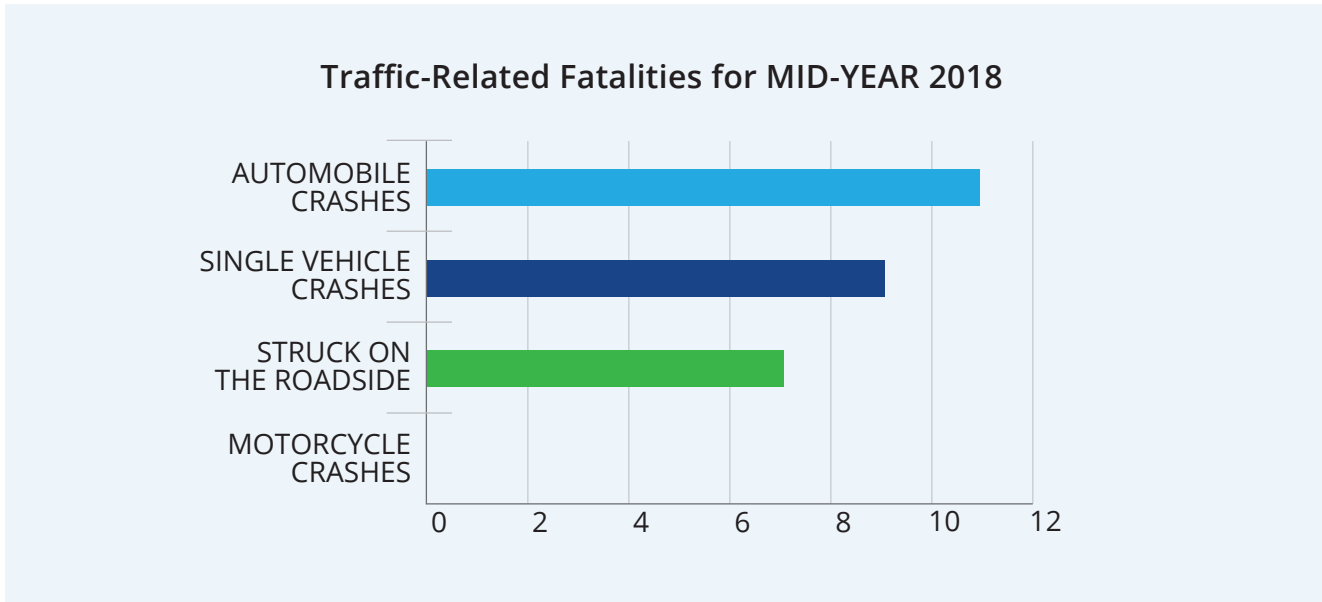


27 Traffic-Related Fatalities

Traffic-related fatalities rose slightly in the first half of 2018. There have been 27 traffic-related incidents in 2018, compared to 26 over the same period last year, a 4 percent increase.

Multiple-vehicle automobile crashes are the leading cause of traffic-related fatalities with 11 thus far in 2018 — increasing 10 percent over the same period last year. Seven were struck while outside of their vehicle.

Of the 20 automobile crashes in the first half of this year, nine were single-vehicle crashes compared to 10 at the same time in 2017, representing a 10 percent decrease.



Compared to the average number of traffic-related fatalities per decade, 2018 ranks below the past 10-year average (2000-2009). In the prior decade, nearly 33 officers were killed on average in the first

half of a given year. Since the 1960s, traffic-related fatalities have increased, even as overall law enforcement fatalities have been decreasing.

1960's	25
1970's	27
1980's	30
1990's	29
2000's	33
2010's	28

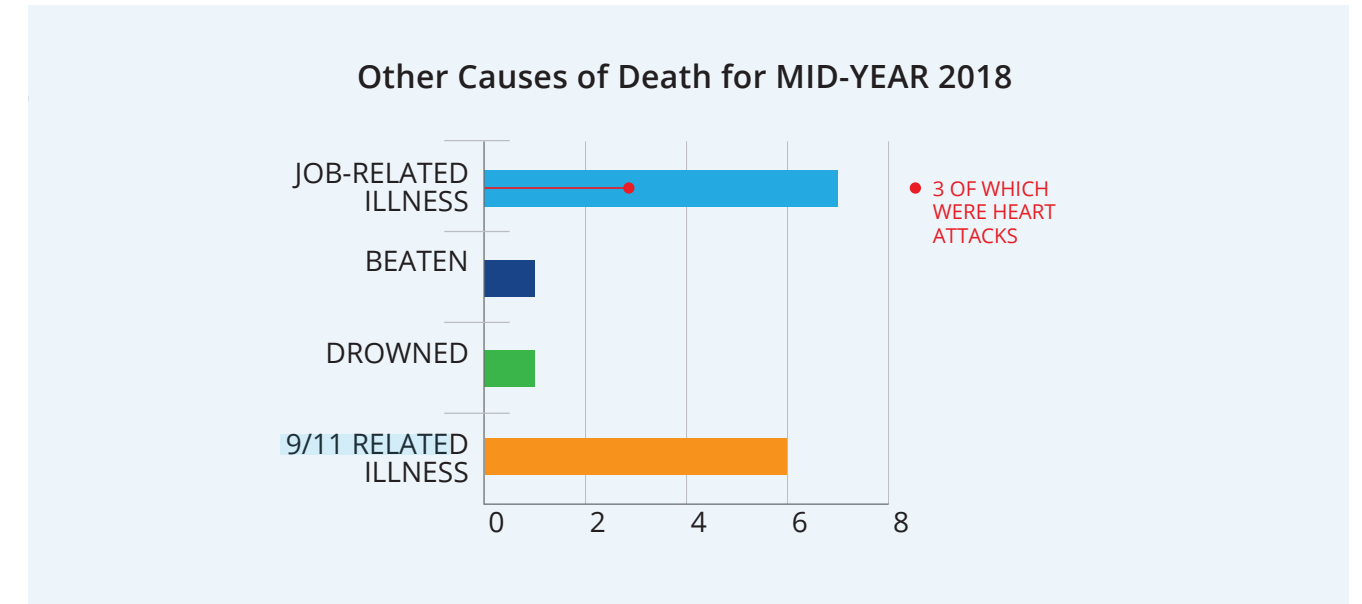




15 Other Causes of Officer Deaths

During the first half of 2018, fifteen officers died from job-related illnesses and causes other than firearms or traffic-related incidents compared to 18 officers who died as a result of other causes during the first half of 2017.

In the first half of this year, 7 of the 15 job-related illnesses were reported to be heart attacks or the officer suffered



some other type of cardiac event. Six officers died as a result of illnesses contracted during the heroic 9/11

rescue and recovery operations, one officer was beaten to death, and one officer drowned.

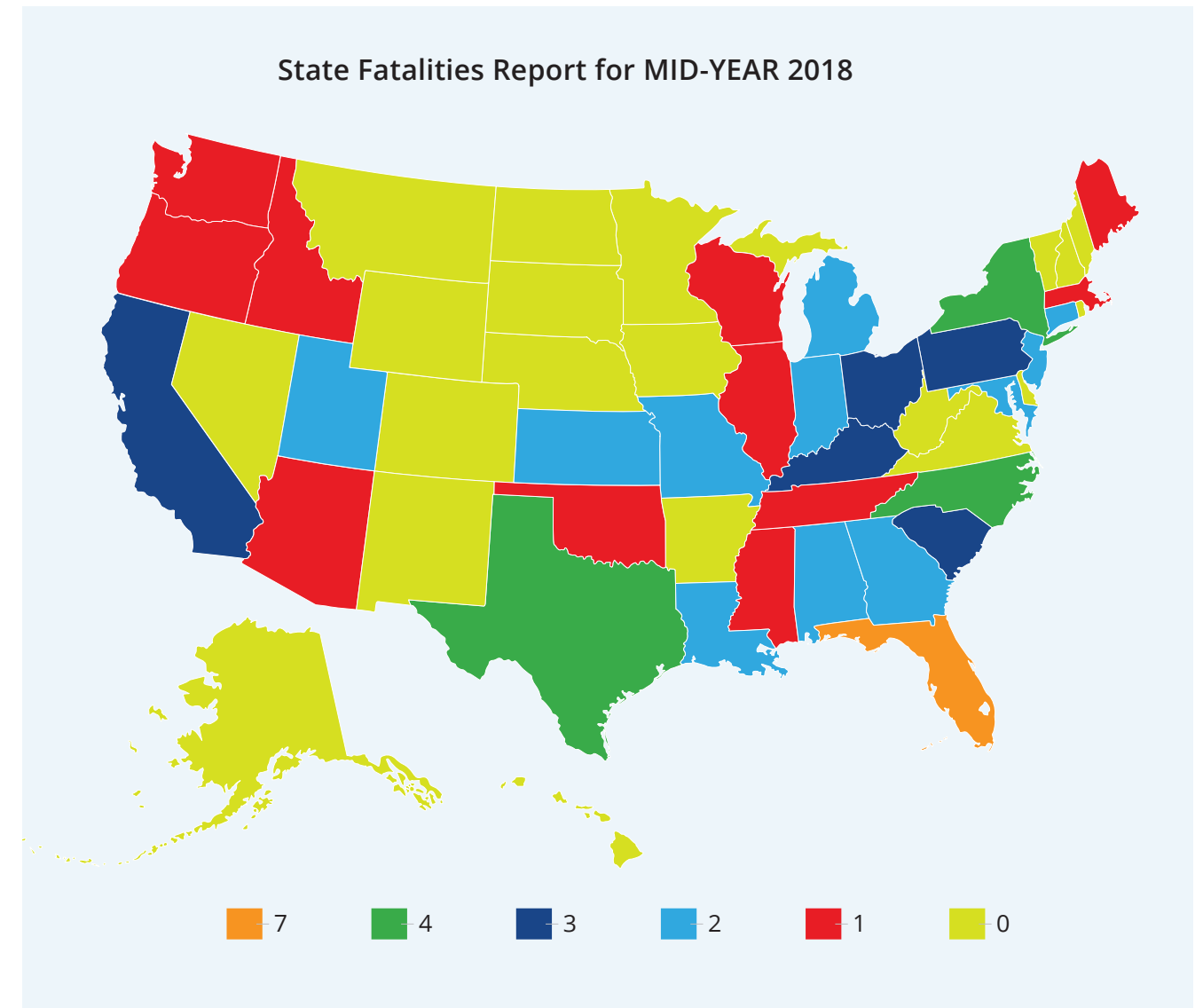


OTHER-RELATED FATALITIES BY THE DECADE

1960's	13.3
1970's	23
1980's	18
1990's	19
2000's	19
2010's	23

73 Demographics of Officer Fatalities: Mid-Year 2018

In the first half of 2018, seven officer deaths were from the state of Florida and four officers died from the states of New York, North Carolina, and Texas. There were three officer deaths each from the states of California, Kentucky, Ohio, Pennsylvania, and South Carolina. Four federal officers and two territorial officers were also killed in 2018. Eleven states lost two officers and 11 states lost one officer in the first half of 2018. Eighteen states and the District of Columbia did not lose an officer in the first half of this year. Sixty-eight fallen officers were male and five were female. Their average age was 39 years, with 11 years of service. On average, each officer left behind two children.




ZERO NUMBER OF DEATHS IN **18** STATES AND THE DISTRICT OF COLUMBIA

NUMBER OF DEATHS BY AVERAGE AGE



NUMBER OF DEATHS BY GENDER



LAW ENFORCEMENT TOUR OF DUTY





National Law Enforcement Officers
MEMORIAL
RESPECT. HONOR. REMEMBER.

901 E Street, NW, Suite 100
Washington, DC 20004

LawMemorial.org/FatalitiesReport
info@nleomf.org