

2018 END OF YEAR
Preliminary
Law Enforcement
Officers Fatalities
Report



National Law Enforcement Officers
MEMORIAL
RESPECT. HONOR. REMEMBER.

www.LawMemorial.org

Contact: info@nleomf.org



144

Law Enforcement Officer Deaths in 2018

FIREARMS-RELATED DEATHS INCREASE 13 PERCENT OVER SAME PERIOD LAST YEAR

A

According to preliminary data compiled by the National Law Enforcement Officers

Memorial Fund, as of December 27, 2018, 144 federal, state, and local law enforcement officers have died in the line of duty this year, increasing 12 percent over the 129 officers killed in 2017.

Firearms-related fatalities were the leading cause of officer deaths, with 52 officers shot and killed in 2018. This represents 13 percent increase from the 46 officers killed in firearms-related incidents in 2017.

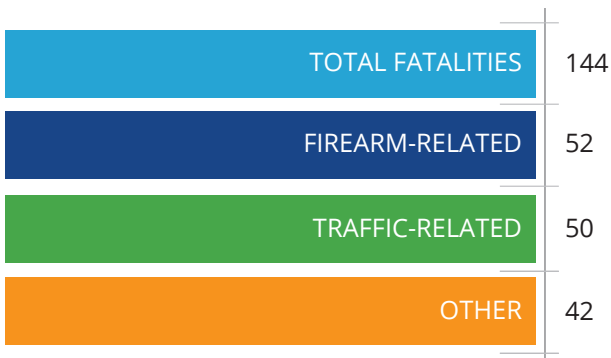
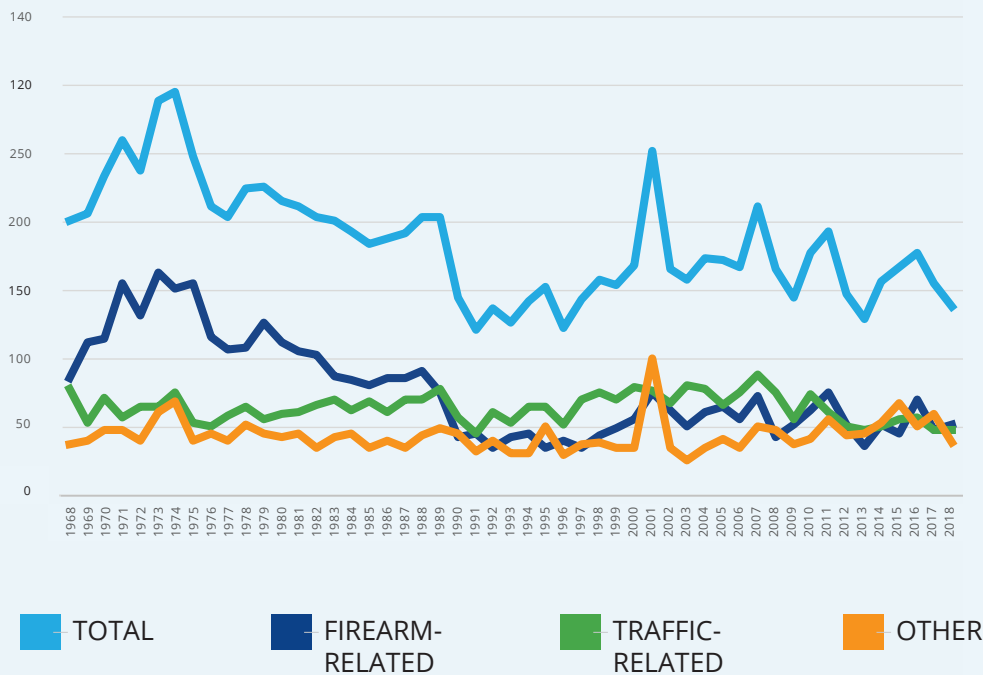
Fifty officers were killed in traffic-related incidents this year, increasing nine

percent, compared to 46 traffic-related deaths last year. Thirty-two officers were killed in vehicle crashes in 2018. Of those, 16 officers were killed in single-vehicle crashes, a 14 percent increase from 2017. Fourteen officers were killed when they were struck while outside of their vehicles and four officers were killed in motorcycle crashes.

Forty-two officers died due to other causes this year, 18 of which were job-related illnesses where officers collapsed or suffered a cardiac event. Fifteen officers died because of an illness contracted during the 9/11-related rescue and recovery efforts, four officers drowned, three officers were beaten to death.

Total Fatalities 1968-2018

© NLEOMF



Texas, Florida, California, and New York experienced the largest number of officer fatalities in 2018, with 11 each. North Carolina had eight deaths followed by South Carolina, Georgia,

and Indiana with five. Two territorial officers and nine federal officers also died in 2018. Fourteen states and the District of Columbia did not lose an officer in 2018.

134 were male and ten were female. Their average age was 41 years, with 12 years of service. On average, each officer left behind two children.

The data and statistics contained in this report are preliminary and do not represent a final or complete list of individual officers who will be added to the National Law Enforcement Officers Memorial in 2019..



52

Firearms-Related Fatalities

Firearms-related fatalities increased in 2018 with 52 officers shot and killed, compared to 46 in 2017, a 13 percent increase. Of the 52 firearms-related deaths, 14 occurred while officers were attempting to place an individual under arrest. Eight officers were killed while conducting investigative activity. Six officers were killed responding to domestic disturbance and public disturbance calls, each totaling 12. Five officers were ambushed in 2018, a 50 percent decrease over 2017. Four officers were shot and killed conducting traffic stops. Two officers were killed while serving warrants, two officers were killed while handling/transporting prisoners, and two were inadvertently shot by other law enforcement personnel. One officer was killed while responding to a burglary, one was killed during a tactical situation, and one was killed while responding to a call for an armed suicidal subject.

Handguns were the leading type of firearm used against law enforcement in 2018. Of the 52 officer fatalities, 31 officers were shot and killed with a handgun, four of those officers were

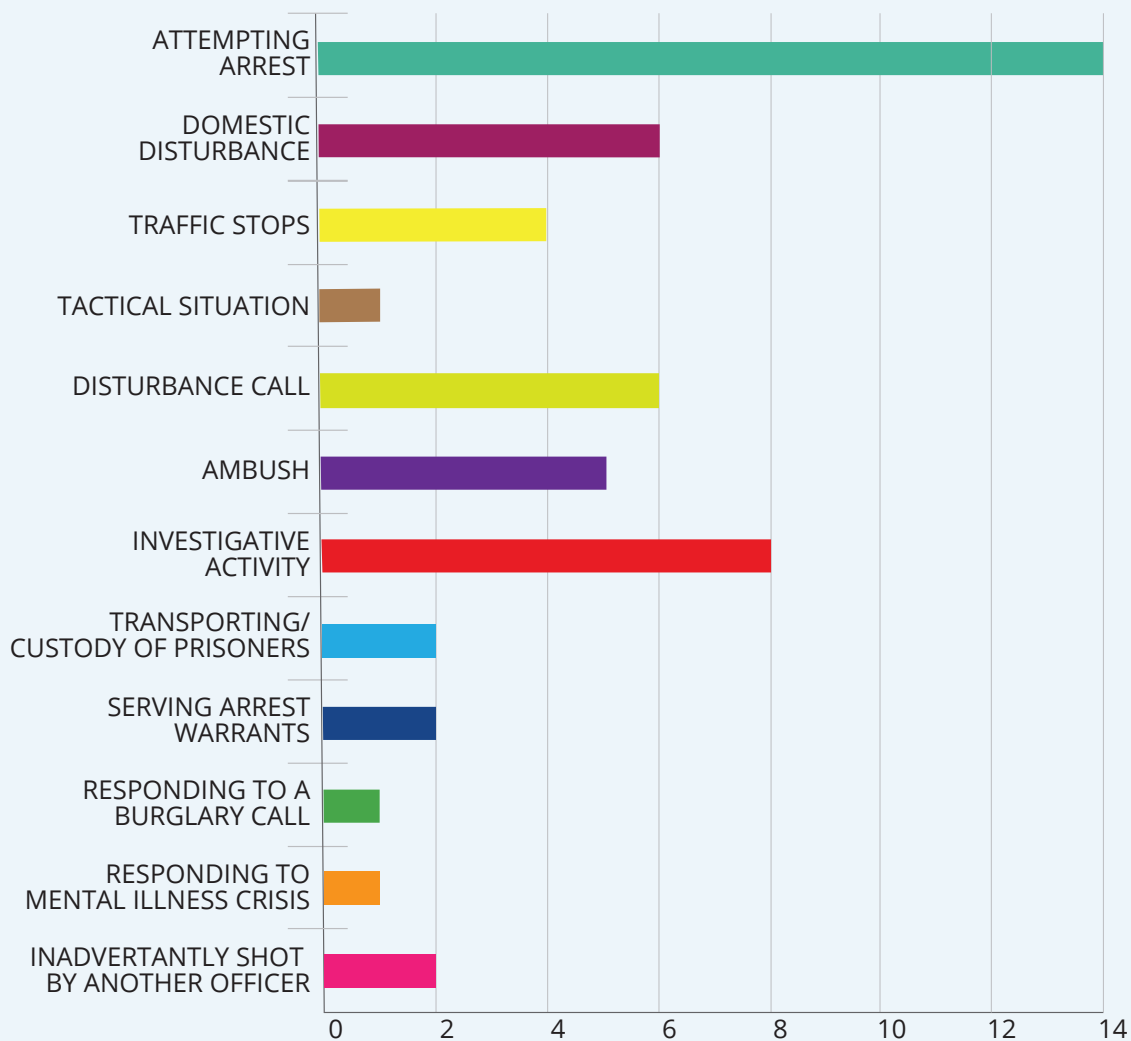
disarmed and shot with their own duty weapon. Ten officers were shot and killed with a rifle, two officers were shot and killed with a shotgun, and the firearm used in five officer fatalities remains unknown.

AVERAGE FIREARM-RELATED FATALITIES BY DECADE

1960's	71
1970's	127
1980's	87
1990's	40
2000's	57
2010's	54

Firearms-Related Circumstances in 2018

© NLEOMF



RECENTLY FALLEN

**Officer
Kirk Anthony Griess**

California Highway
Patrol



END OF WATCH: August 10, 2018

Officer Griess was struck and killed by a vehicle while conducting a traffic stop.



**Police Officer
Jared William Franks**

Greensboro (NC)
Police Department

END OF WATCH: July 21, 2018

Police Officer Franks was killed in an automobile crash while responding to a robbery in progress call.

**Police Officer
Toshio Hirai**

Gardena (CA) Police
Department



END OF WATCH: November 14, 2018

Police Officer Hirai succumbed to injuries he sustained on his department issued motorcycle the previous day.

TO LEARN MORE ABOUT RECENTLY FALLEN OFFICERS OR
TO REGISTER TO RECEIVE RECENTLY FALLEN ALERTS, VISIT:
RecentlyFallen.org

50

Traffic- Related Fatalities

Traffic-related fatalities increased nine percent from 2017, with 50 officer fatalities. Of the 50 deaths, 32 officers were killed in crashes involving another vehicle, 14 officers were struck while outside of their vehicle — a 56 percent increase over the nine officers struck and killed in 2017. Four officers were killed in motorcycle crashes.

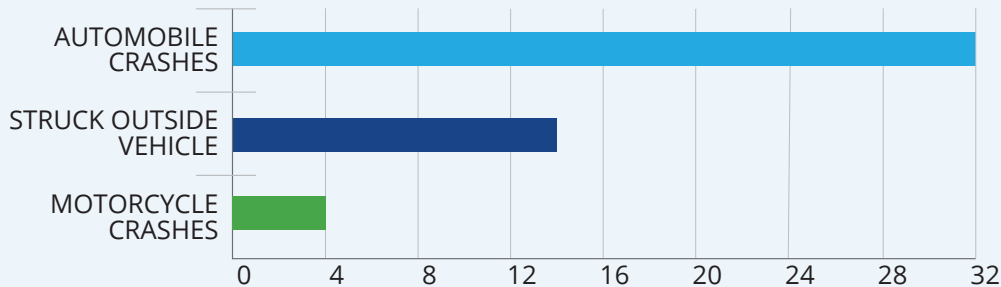
Of the 32 vehicle crashes, 16 were single-vehicle crashes, a 14 percent increase over the 14 single-vehicle crashes in 2017. Of the 16 single-vehicle crashes, seven of the officers were responding to a call for service or as backup to another officer at the time

AVERAGE TRAFFIC-RELATED FATALITIES BY DECADE

1960's	58
1970's	59
1980's	64
1990's	59
2000's	71
2010's	55

Traffic-Related Fatalities in 2018

© NLEOMF



of the crash; four officers were on patrol; three officers were involved in a vehicle pursuit; one officer was attempting to make a traffic stop, and one officer was driving to training at the time of his single-vehicle crash.

Of the 14 officers struck and killed while outside their vehicles, three officers were on a traffic stop, two officers were intentionally struck while responding to burglaries, and one officer was struck and killed in each of the following circumstances: supervising an inmate road crew, serving a warrant, providing crowd control, assisting a disabled motorist, removing debris from the roadway, responding to a vehicle crash, investigating a prior vehicle crash, assisting a motorist after they were involved in a minor vehicle crash, and while deploying spike sticks.

Of the four motorcycle crashes, two officers were on a funeral escort, one officer was involved in the pursuit of a suspect, and one officer was on patrol.

Officer Mark V. Stasyuk

Sacramento County
(CA)
Sheriff's Office



END OF WATCH: September 17, 2018

Deputy Sheriff Stasyuk was ambushed and shot as he and another deputy responded to a disturbance call at an auto parts store.



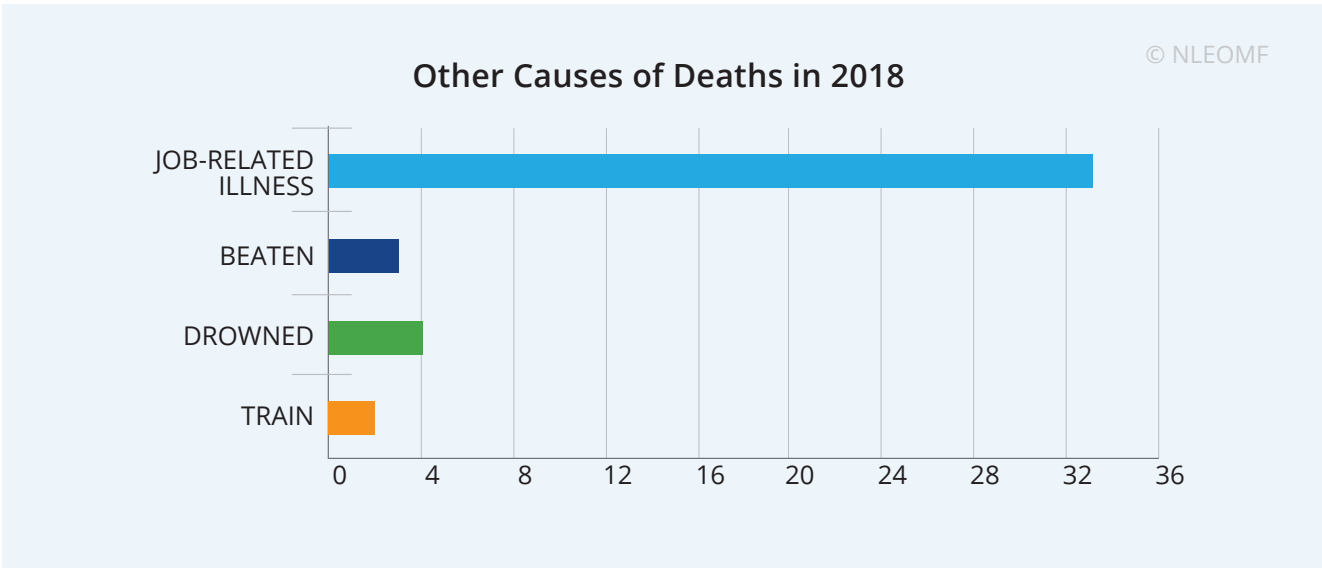
42

Other Causes of Officer Deaths

In 2018, deaths due to causes other than firearms- or traffic-related incidents rose 14 percent compared to 2017, with 42 officer deaths above the 37 who died in 2017. Thirty-three officers died due to a job-related illness, such as a heart attack or stroke. This represents a 57 percent increase over the 21 deaths in 2017. Of those 33, 15 officers died due to cancers related to search and recovery efforts from their work after the

AVERAGE OTHER-CAUSE FATALITIES BY DECADE

1960's	29
1970's	47
1980's	40
1990's	36
2000's	42
2010's	49



attack on the World Trade Center on September 11, 2001. Of the remaining nine officers, four officers drowned, three officers were beaten to death, and two officers were struck by a train.

**Deputy Sheriff
Aaron Paul Roberts**

Greene County (MO)
Sheriff's Office



END OF WATCH: September 7, 2018
Deputy Sheriff Aaron Paul Roberts drowned when his patrol car was swept away by fast-rising water into the Pomme de Terre River in the Fair Grove, MO area.

**Trooper
Robert E. Nagle**

New Jersey
(NJ)
State Police



END OF WATCH: November 26, 2018
Trooper Robert E. Nagle succumbed to his illness stemming from his assignment to aid in the search and recovery efforts in New York City after the September 11, 2001 terrorist attack on the World Trade Center.

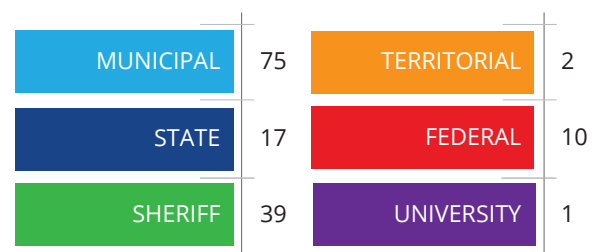


144

Officer Fatalities End of Year 2018: Demographics

Texas, Florida, California, and New York experienced the largest number of officer fatalities in 2018, with 11 each. North Carolina had eight deaths; South Carolina, Georgia, and Indiana had five. Illinois, Kentucky, Louisiana, Mississippi, and Ohio each sustained four officer fatalities. Colorado, Kansas, Michigan, Missouri, New Jersey, and Pennsylvania each suffered three officer fatalities. Alabama, Arizona, Connecticut, Massachusetts, Maryland, Minnesota, Oklahoma, Utah, Washington, and Wisconsin had two fatalities each. Hawaii, Idaho, Maine, Nevada, Oregon, Tennessee, and Virginia each sustained one officer fatality.

NUMBER OF DEATHS BY JURISDICTION



Two territorial officers and ten federal officers also died in 2018. Fourteen states and the District of Columbia did not lose an officer in 2018.


The deadliest month for law enforcement in 2018 was May, with 18 fatalities. February had 15 deaths, March, April, and September had 14 fatalities, November and July each experienced 13 fatalities, June sustained 11 fatalities, December had nine fatalities, January had eight deaths, and August had the fewest officer fatalities, with five.

The deadliest day of the week in 2018 was Wednesday, with 26 fatalities. Monday and Thursday each sustained 24 officer fatalities, Saturday suffered 21 officer deaths, Fridays experienced 20 officer fatalities, Tuesday had 15, and Sunday had 14. Most officers, 13 in total, died between 8:00 and 8:59 AM.



END OF WATCH: July 21, 2018


Senior Corporal Givens was struck and killed by a suspected impaired driver while conducting a funeral escort for another Dallas police officer.



END OF WATCH: October 22, 2018

Deputy Turner succumbed to injuries she sustained by gunfire following an incident on October 3, 2018. Deputy Turner was one of seven officers who was shot while serving a warrant at a residence.

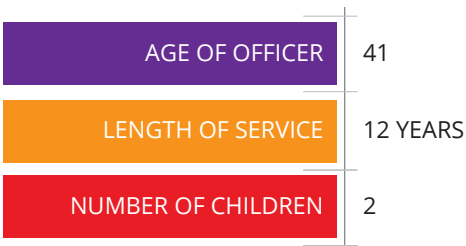
NUMBER OF DEATHS BY GENDER



MALE: 134

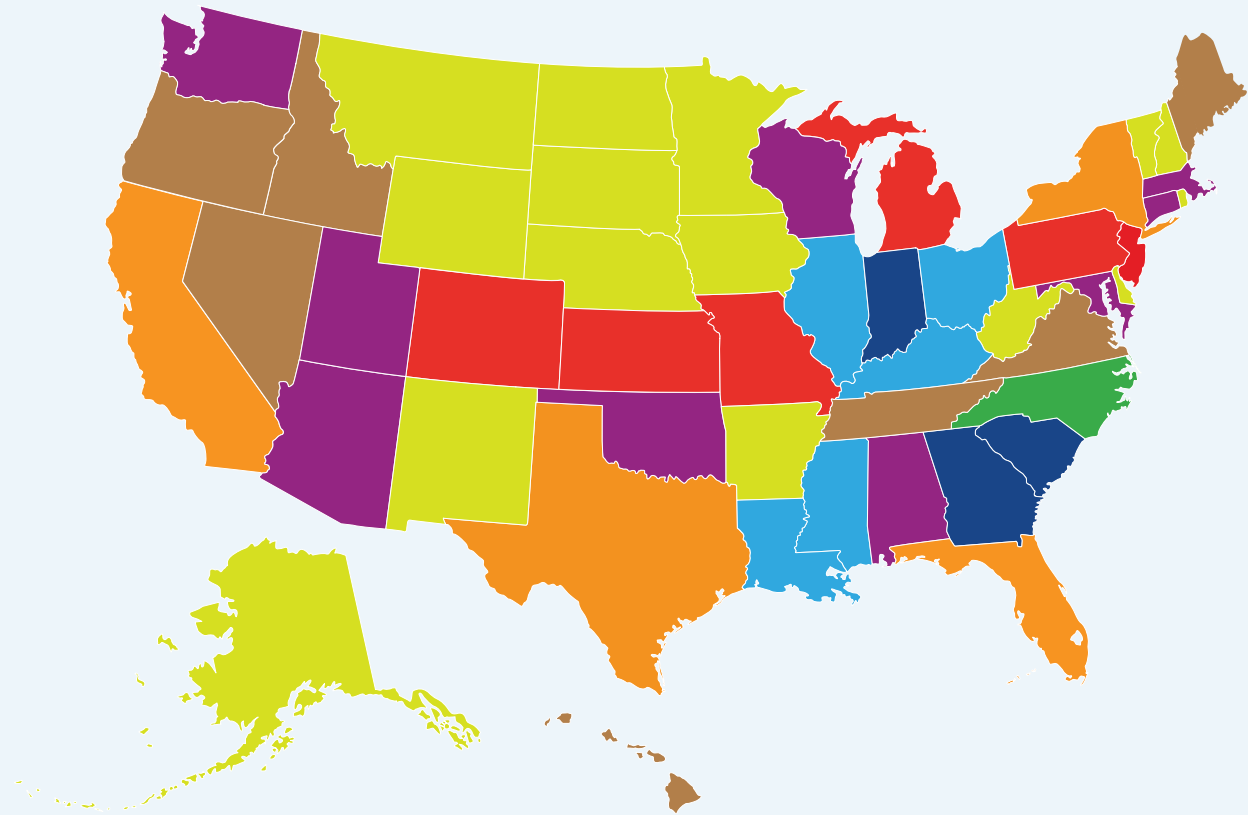
FEMALE: 10

DEMOGRAPHICS OF FALLEN OFFICERS



Fatalities by State in 2018

© NLEOMF



ZERO NUMBER OF DEATHS IN **14** STATES AND THE DISTRICT OF COLUMBIA



National Law Enforcement Officers
MEMORIAL
RESPECT. HONOR. REMEMBER.

901 E Street, NW, Suite 100
Washington, DC 20004

www.LawMemorial.org
info@nleomf.org