

# 2017 MID-YEAR LAW ENFORCEMENT OFFICER FATALITIES REPORT

www.LawMemorial.org/FatalitiesReport

Contact: info@nleomf.org

## 65 Officer Fatalities in the First Half of 2017

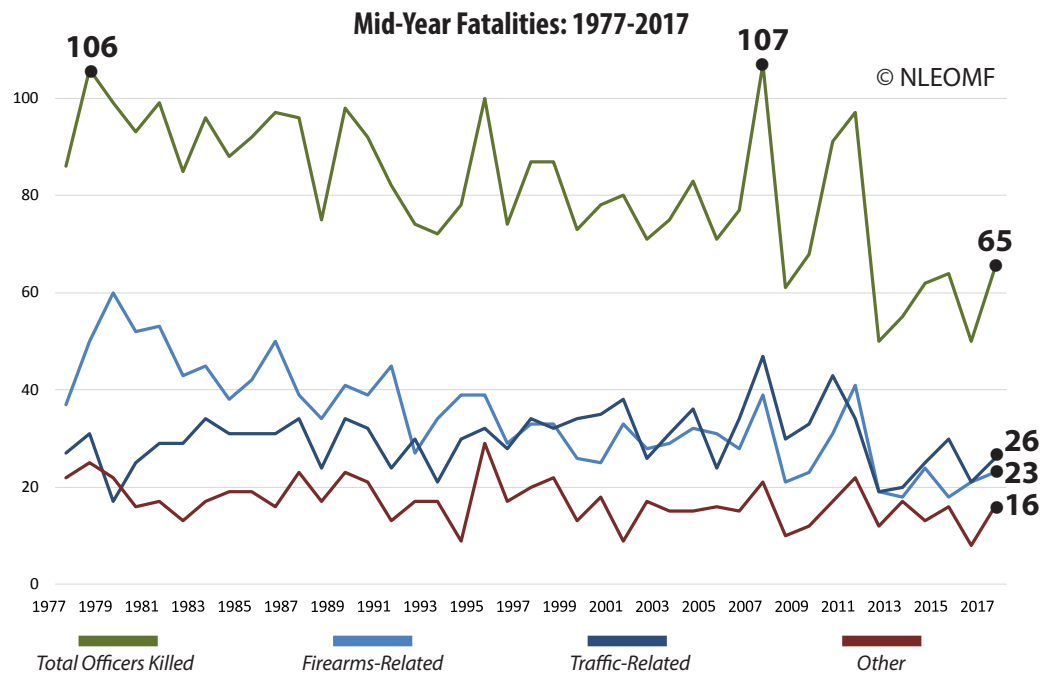
*Traffic-related incidents are leading cause of officer fatalities, increasing 24 percent*

According to preliminary data from the National Law Enforcement Officers Memorial Fund, law enforcement officer fatalities have **increased 23 percent at the end of the first half of 2017**, compared to the same period in 2016. **Sixty-five law enforcement officers were killed as of June 30, 2017**, up from 53 fatalities during the same period in 2016.

**Traffic-related fatalities were the leading cause of officer deaths in the first half of 2017 with 26 officer fatalities**, up 24 percent from 21 fatalities during the same time in 2016.

Of the remaining 39 officer fatalities, **23 officers were shot and killed**, six officers died from job-related illnesses, three officers died as a result of an illness contracted during the 9/11 rescue and recovery efforts, two officers were beaten to death, two officers died in boating incidents, one officer was stabbed to death, one officer drowned and one officer was poisoned.

**Georgia and New York suffered the**



**most fatalities** in the first half of the year, each suffering five officer fatalities. California, Florida and Texas followed with four officer fatalities each. Twenty-one states and the District of Columbia did not lose an officer in the first half of this year.

The average age of the officers killed in the line of duty was 40 years old, and the average length of service was 13 years. Of the 65 fallen officers, three officers were female, and 62 were male. On average, each officer left behind two children.

### RECENTLY FALLEN



**Deputy Sheriff Jason Allen Garner**  
Stanislaus County (CA) Sheriff's Office  
EOW: 05/13/2017

Deputy Sheriff Garner was killed in a single vehicle crash while en route to a theft call.



**Master Sergeant William Trampas Bishop**  
Florida Highway Patrol  
EOW: 06/17/2017

Master Sergeant Bishop was struck and killed by a vehicle while investigating a traffic crash.



**Lieutenant Aaron Lloyd Crook**  
Bluefield (WV) Police Department  
EOW: 05/30/2017

Lieutenant Crook was killed in a vehicle crash while en pursuit of a suspected impaired driver.

Register to receive Recently Fallen alerts at [www.RecentlyFallen.org](http://www.RecentlyFallen.org)



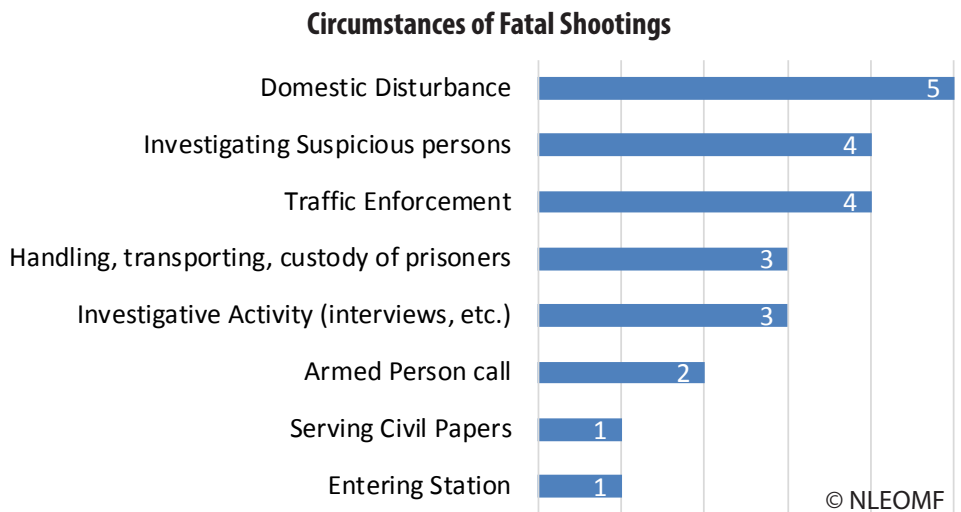
This report is part of an innovative partnership with NHTSA to promote law enforcement officer safety.

*The data and statistics contained in this report are preliminary and do not represent a final or complete list of individual officers who will be added to the National Law Enforcement Officers Memorial in 2017.*

## Circumstances of Fatal Shootings

In the first half of 2017, **firearms-related fatalities saw a slight increase from 2016 when 21 shooting fatalities occurred during the first half of the year, compared to 23 fatalities in 2017.**

Domestic violence calls were the leading circumstance of firearms-related deaths, accounting for five officer fatalities, while four officers were shot and killed while investigating suspicious persons or vehicles, three were the result of officers conducting traffic stops and three officers were shot and killed with their own firearms while transporting prisoners. Three officers were shot while conducting investigations, two were shot while



responding to the report an armed person and one officer was killed while serving an eviction notice.

One officer was shot and killed as he walked into the police station in an unprovoked ambush.

## Felonious Fatalities: Second Quarter 2016 vs. Second Quarter 2017

**Thirty-five officers were feloniously killed in the first half of 2017**, a three percent decrease from 2016 when 33 officers were feloniously killed during the same period. Twenty-four officers were feloniously shot and killed, three officers died of illnesses contracted during the search and

recovery efforts in New York City after the terrorist attacks on the World Trade Center, two officers were beaten to death, two officers were killed in felonious vehicle crashes, one officer was struck and killed, one officer was drowned, one officer was stabbed to death and one officer died in a

felonious motorcycle crash.

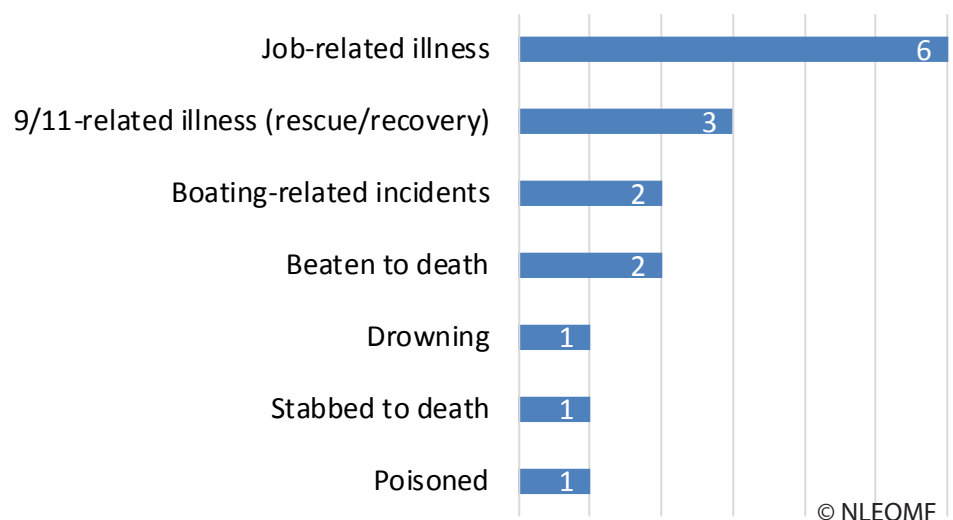
During the same period in 2016, 21 officers were shot and killed, one officer was killed in a motorcycle crash, eight officers were killed in automobile crashes and two officers were struck and killed and one officer died due to a job-related illness.

## Other Causes of Officer Deaths

**During the first half of 2017, 16 officers died from job-related illnesses and other causes** compared to eight officers who died as a result of other causes during the first half of 2016.

In the first half of this year, **five of the eight job-related illnesses were reported to be heart attacks.** The other causes were three officers died as a result of illnesses contracted during the 9/11 rescue and recovery operations, two died in boating-related incidents, two were beaten to death, one officer drowned, one officer was stabbed to death and one officer was poisoned.

Other Causes of Officer Death at Mid-Year 2016



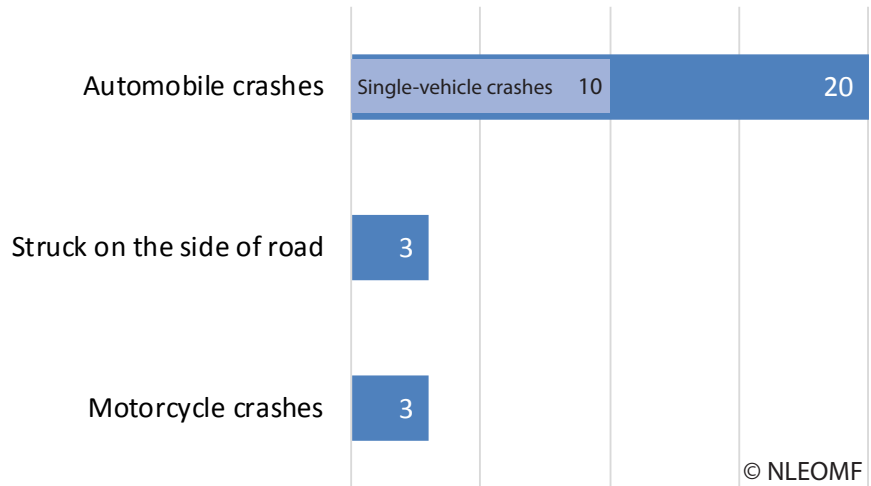
## Traffic-related Fatalities

Of the 26 officers killed during the first half of 2017 in traffic-related incidents, **20 were killed in automobile crashes**, three officers were struck and killed, and three died in motorcycle crashes. During the same period in 2016, 14 officers were killed in automobile crashes, four officers were struck and killed and three officers were killed in motorcycle crashes.

**Ten of the twenty officers killed in automobile crashes during the first quarter of 2017 died in single-vehicle crashes**, compared to three officers during the same period in 2016.

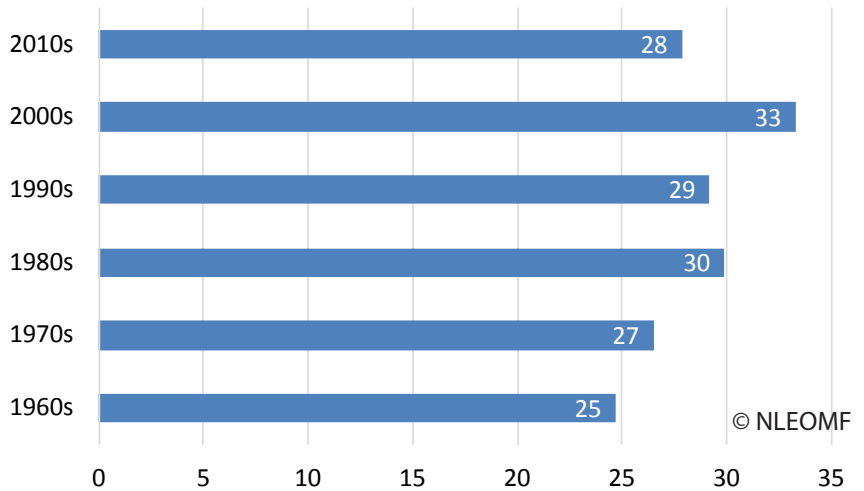
Traffic-related fatalities accounted for 26 of the 65 deaths in the first half of 2017, representing a 24 percent increase from 2016.

Circumstances of Traffic-related Fatalities



© NLEOMF

Average Mid-Year Traffic-related Fatalities by Decade



© NLEOMF

## NHTSA Traffic Safety Tips

Based on fatality information collected by the National Law Enforcement Officers Memorial Fund, these recommendations are intended to help prevent injuries and death as a result of traffic-related incidents.

### Recommendation 1

Single vehicle crashes are preventable. Limit distractions and drive for the conditions on the road.

### Recommendation 2

Always wear your vest. It can provide protection from crush injuries related to vehicle crashes.

### Recommendation 3

Secure items that can become missiles in a crash, including you. Wear your seatbelt.

## Officer Fatality Data

In the first half of 2017, **five officers from the state of Georgia and five officers from the state of New York were killed**, while California, Florida, and Texas each had four officers killed, and three officers were killed in Louisiana. **Three federal officers, three Tribal officers and one territorial officer were also killed in the line of duty in 2017.** Ten states lost two officers and thirteen states lost one officer. Twenty-one states and the District of Columbia did not lose an officer in the first half of this year.

### Jurisdiction

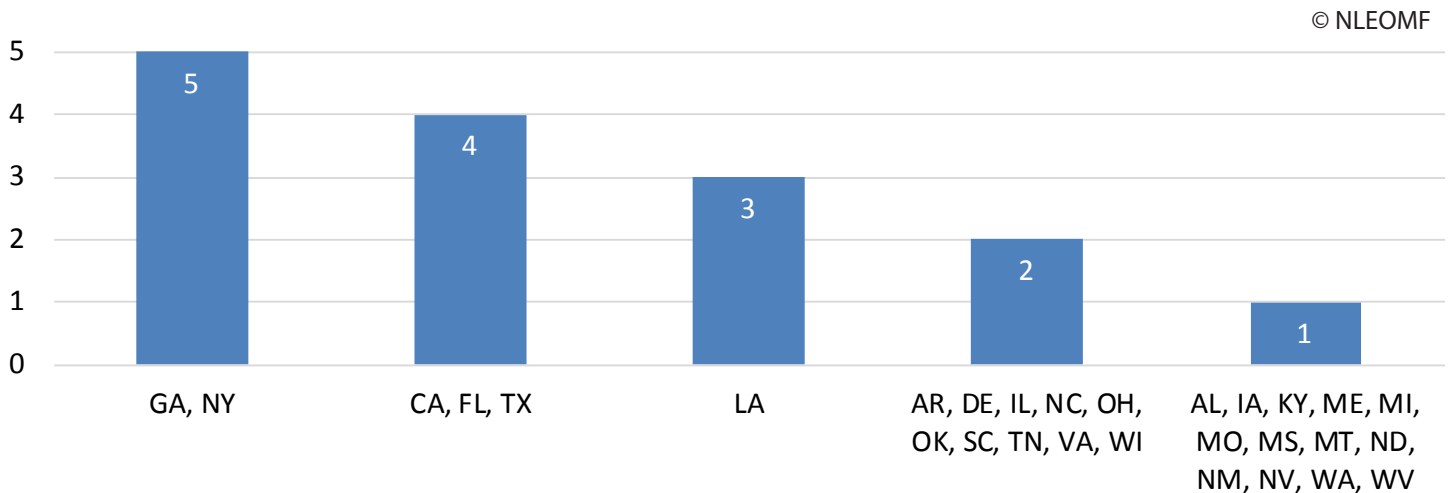
Municipal	27	Federal	3
Sheriff	18	Territorial	1
State	13	Tribal	3

### Gender

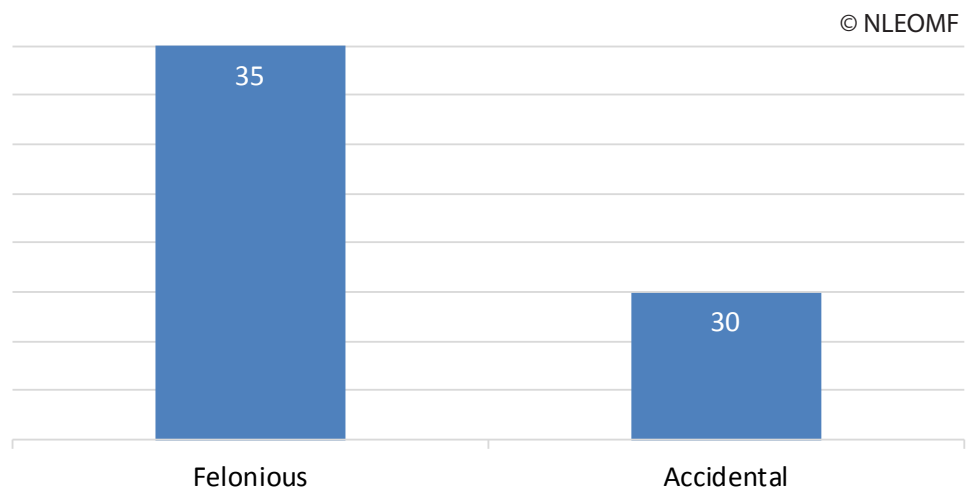


	Low	Average	High
Age of Officer	20	47	64
Length of Service	.25 years	18 years	37 years
Number of Children	0	2	6

## Deadliest States



## Felonious Deaths vs. Accidental Fatalities



National Law Enforcement Officers  
MEMORIAL FUND  
RESPECT. HONOR. REMEMBER.