

# Five Years of Law Enforcement Traffic-related Fatalities

An Analysis of Cases From 2017-2021



**NATIONAL LAW ENFORCEMENT OFFICERS  
MEMORIAL FUND**

MEMORIAL | MUSEUM | OFFICER SAFETY & WELLNESS

*In partnership with*



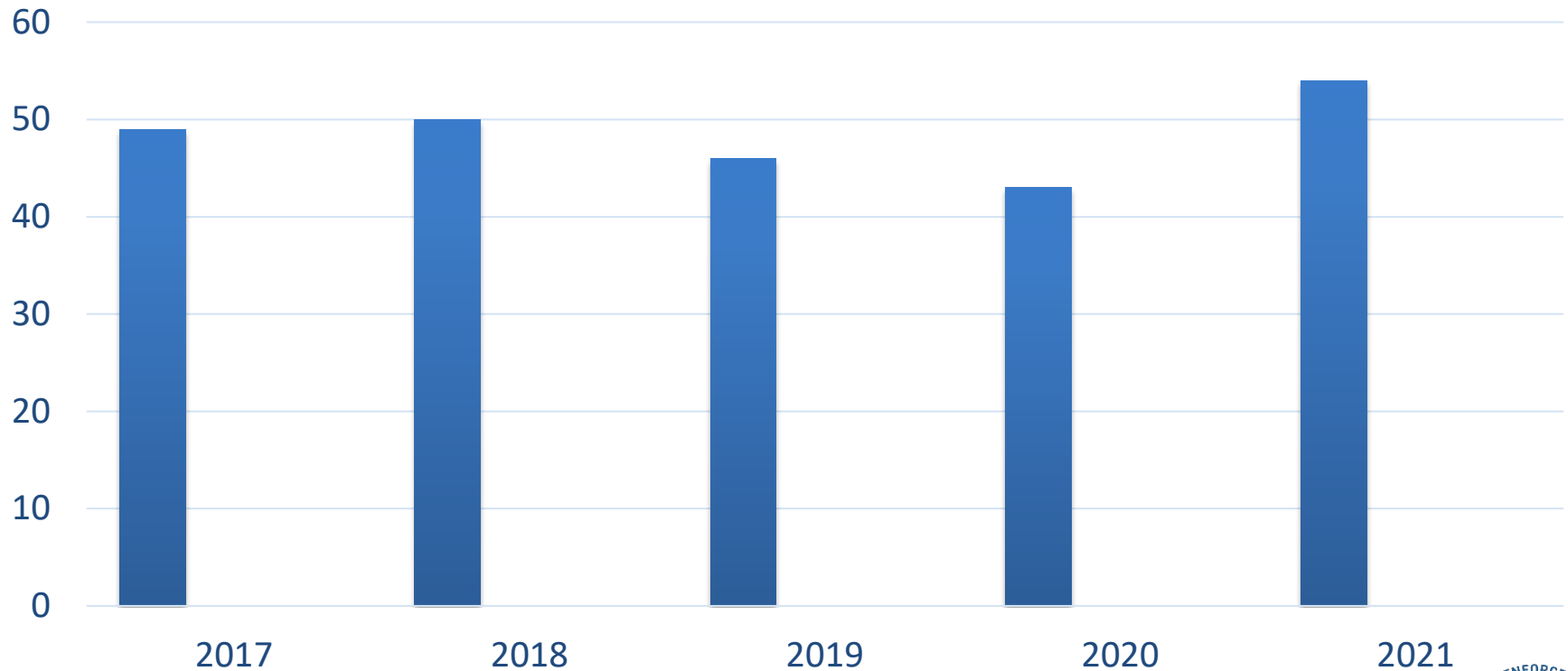
# Law Enforcement Traffic-related Deaths

- From 2017-2021 a total of **242** Law Enforcement officers were killed in traffic crashes
  - **137** in auto crashes
  - **87\*** in struck-by crashes
  - **20** in motorcycle crashes



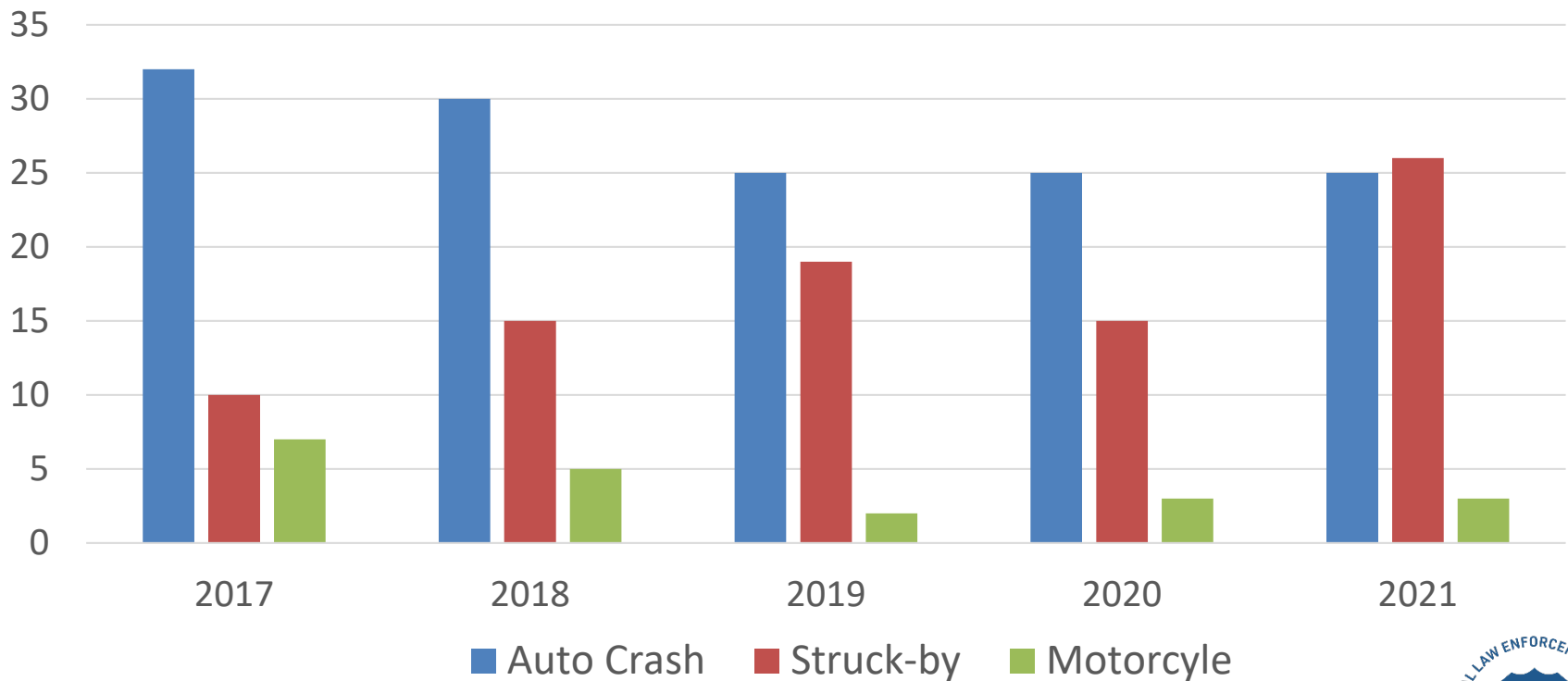
# Total Traffic-related Deaths by Year

2017-2021

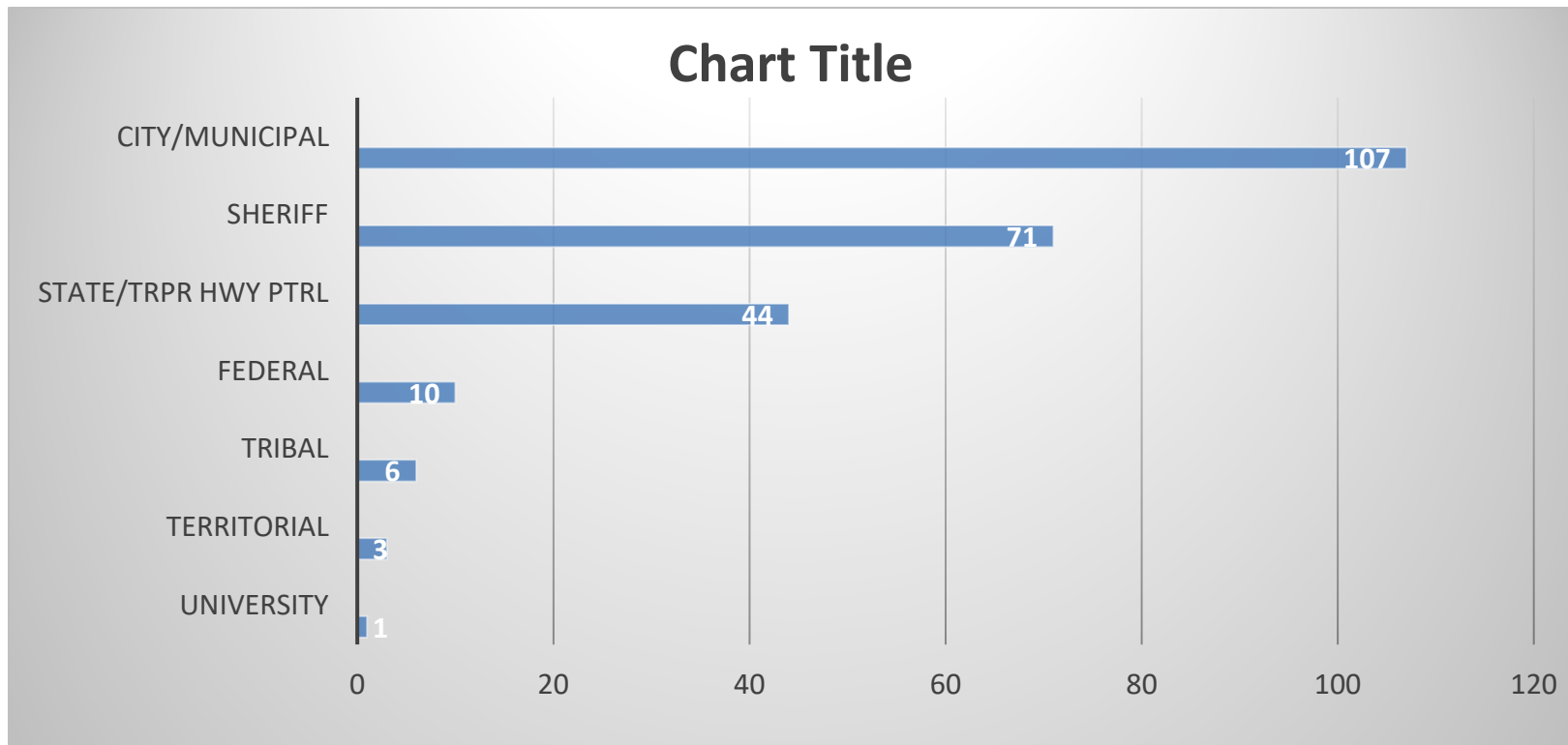


# Breakout of Crash Types

Fatal Crashes 2017-2021



# Breakout by Agency Type





# Data Points from Analysis

---

- 27% of the crashes involved an impaired driver
- 28% were deemed felonious (Criminal not accidental)
- 47% of officers were not wearing their seat belt



# Single-vehicle Crashes

- Out of 137 vehicle crashes, **54** were single-vehicle crashes
  - 38% of all crashes were single-vehicle crashes
  - **52%** of those crashes occurred while responding to a call for service or backup





## Struck-by Crashes

- Of the 87\* officers killed by vehicles, 33% of them were on the scene of a previous crash
- 20% were conducting a traffic stop when struck
- 14 officers were killed while deploying tire deflation spikes





# Motorcycle Crashes

---

- From 2017-2021, **20** officers were killed in motorcycle crashes
  - 6 of those officers were killed while conducting escorts for funerals, dignitaries or parades





# Roadside Crashes 2017-2021

- Apart from the 87 Struck-by crashes, 8 officers died when their car was struck as they were stopped conducting police business.





## Slow Down and Move Over

- 41 cases involved a violation of the “Slow Down and Move Over Law”
  - 8 were parked patrol cars struck from the rear
  - 33 were struck-by crashes of officers on foot



# “Stop Sticks”

---

- From 2017-2021, **14** officers were struck and killed while deploying tire deflation spikes



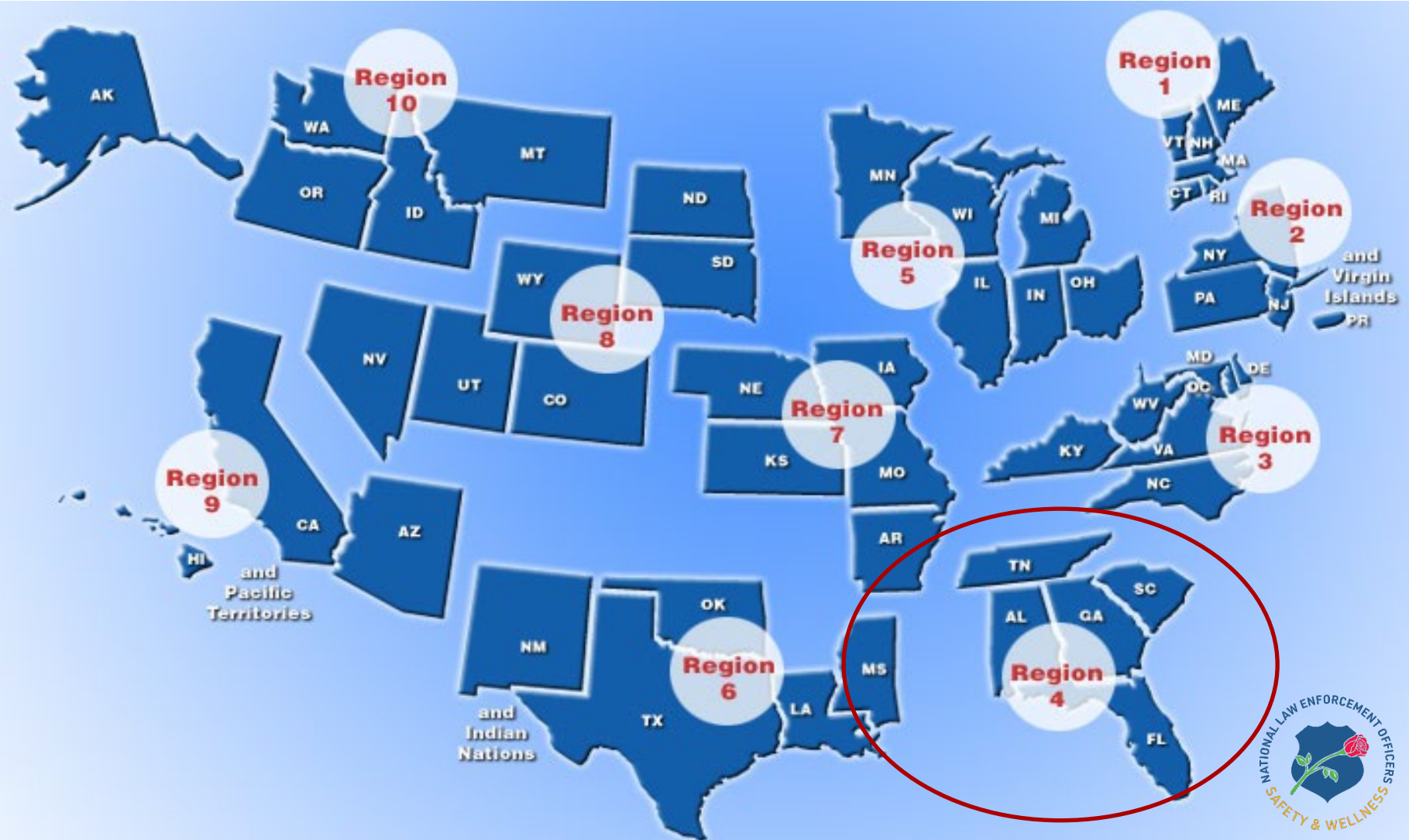


## States with the highest LE fatality numbers

- Texas-23
- California-17
- Florida-17
- Georgia-14
- Arizona-12
- Illinois-11
- South Carolina-11
- Louisiana-10
- Mississippi-9
- Tennessee-9



# NHTSA Regions





# Lowering Risk and Enhancing Safety

---

- Wear your Body Armor!
- Wear your Seat Belt!
- Wear your High Visibility-reflective vest!
- Tactically position your vehicle to protect you on stops or at crash scenes
- Conduct right-side (Passenger) approaches.
- Conspicuously mark your vehicles with reflective striping. Especially in the rear.
- Learn about TIMs, Traffic Incident Management
- Train regularly with tire deflation devices

