VACAVILLE POLICE DEPARTMENT

MECHANICS / LOGISTICS HANDBOOK

VACAVILLE POLICE DEPARTMENT

2019 CRITICAL INCIDENT EXERCISE

DRAFT

EXERCISE DATES: **12/11/2019**

12/18/2019

CREATED BY LT. SCOTT WHITEHOUSE

Table of Contents

GENERAL INFORMATION 3
PURPOSE 3
SCOPE 3
TARGET CAPABILITIES 3
EXERCISE OBJECTIVES 3
EXERCISE MECHANICS 5
EXERCISE LOCATION 5
EXERCISE PARTICIPANT DEFINITIONS 6
EQUIPMENT NEEDS 7
OFFICER COMMUNICATIONS 7
CONTROLLER COMMUNICATIONS 7
EXERCISE LOGISTICS 8
MASTER SCENARIO EVENTS LIST (MSEL) 8
SAFETY GUIDELINES 8
SITE ACCESS SECURITY 8
EXERCISE IMPLIMENTATION & RULES 9
SCENARIO ZONES 10
STAGING AREA 10
ZONE 1 11
ZONE 2 12
ZONE 3 13
ROUGH EXERCISE SCHEDULE 14
APPENDICES 16
PERSONNEL ROSTER 17
OFFICER TEAMS 18
SCENARIO #1 – DAVIS, CALIFORNIA 19
SCENARIO #2 – AURORA, COLORADO 21
SCENARIO #3 – LONG BEACH, CALIFORNIA ..... **Error! Bookmark not defined.**

DRAFT

GENERAL INFORMATION

PURPOSE

The purpose of this Full Scale Exercise (FSE) is to provide participants an opportunity to evaluate current response concepts, plans, and capabilities for a field response to a critical incident in Vacaville. The skills in this FSE will focus on are not only important in a critical incident but a host of other emergencies. This FSE was designed to ensurte that the Vacaville Police Department has planned, rehearsed, prepared, and is ready to deal with such a critical incident.

SCOPE

The purpose of this exercise will be for the Vacaville Police Department Field Operations Division (Patrol), the Communications Center, the Investigative Services Section (Investigations), the Vacaville Fire Department, and neighboring law enforcement agencies to undergo a real time critical incident scenario. The exercise will expose participants to a variety of tactical problems, equipment and vehicles, response strategies, command and control procedures, protocol and more. This exercise will be conducted December 11th, 2019 starting at approximately 1230 hours, and on 12/18/2019 starting at approximately 0800 hours. The exercise will be approximately six (6) hours in duration.

DRAFT

TARGET CAPABILITIES

The capabilities listed below have been identified as those to be evaluated in this FSE. These capabilities provide the foundation for the development of the FSE objectives and scenario, as the purpose of this exercise is to measure and validate performance of these capabilities, and their associated critical tasks.

1. **On-Site Incident Management**
2. **Patrol Response to a Critical Incident**

EXERCISE OBJECTIVES

Exercise design objectives are focused on improving the understanding of a response concept, practicing and rehearsing the use of equipment and response strategies, identifying opportunities and problems, and/or achieving a change in attitude. This exercise will focus on the following design objectives:

1. Practicing operation of the Incident Command System in a dynamic and rapidly changing critical incident;
2. Response strategies and procedures during a dynamic building entry / search;
3. Response strategies and procedures during an Active Shooter incident;
4. Communication and command protocols amongst Vacaville PD and allied agency patrol units;
5. Intelligence gathering and critical decision making;
6. Team tactics;

7. Concepts and practical application of the Unified Response to Violent Incidents (URVI) program;
8. Practical application of rapidly evolving “Warm Zone / Cold Zone” response criteria;
9. Overall critical incident management, including the inclusion of large numbers of victims / witnesses;
10. Application of mass casualty incident protocols;
11. Trauma medicine techniques;
12. Effective and appropriate radio communications during a large-scale critical incident.

DRAFT

EXERCISE MECHANICS

Definition: the machinery or working parts of something.

EXERCISE LOCATION

The location for the exercise will consist primarily of the campus for The Father's House church, located at 4800 Horse Creek Drive. Additionally, Horse Creek Drive will be closed and blocked at the following locations: Horse Creek @ Vaquero Drive, Horse Creek @ Grasslands Drive, and Horse Creek @ Akerly Drive. The Exercise Director will maintain a copy of the traffic plan indicating the affected areas.

Entry into the exercise location may only be done through the exercise staging area, which will be located at Horse Creek Drive @ Akerly Drive.

EXERCISE PARTICIPANT DEFINITIONS

Officers. Officers are agency personnel who have an active role in responding to the simulated emergency and perform their regular roles and responsibilities during the exercise. Officers initiate actions that will respond to and mitigate the simulated emergency.

Role Players. Role Players are exercise participants who act or simulate specific roles during the exercise. They are typically volunteers who have been recruited to play the role of victims or other bystanders. Role Players will be assigned to and directed by a Controller for their portion of the scenario.

Controllers. Controllers set up and operate the exercise site and plan and manage exercise play. Controllers direct the pace of exercise play, control the flow and direction of the exercise, and explain or clarify any issues arising during the exercise.

Controllers have limited decision-making authority in their respective areas. Any changes that impact the scenario or affect other areas of play must be coordinated through the Senior Controller. Controllers record events and ensure that documentation is submitted for review and inclusion in the After-Action Report (AAR). All controllers are accountable to the Senior Controller.

DRAFT

Evaluators. Evaluators are chosen to evaluate and provide feedback on a designated functional area of the exercise. They are chosen based on their expertise in the functional area(s) they have been assigned to review during the exercise and their familiarity with local emergency response procedures. Evaluators assess and document participants' performance against established emergency plans and exercise evaluation criteria.

Safety Officers: Safety Officers are persons chosen to monitor the exercise and ensure that all appropriate safety measures are in effect. While all participants will be directed prior to starting the exercise that they should monitor safe conditions, the Safety Officers will continuously evaluate and monitor the safe conditions of the exercise. Safety Officers may pause or stop the exercise at any time.

Senior Controller: The Senior Controller is responsible for the overall organization of this exercise, and will take direction from the Exercise Director. The Senior Controller monitors exercise progress and coordinates decisions regarding deviations or significant changes to the scenario caused by unexpected developments during play. The Senior Controller monitors actions by individual controllers and ensures they implement all designated and modified actions at the appropriate time.

Exercise Director: The Exercise Director has the overall responsibility for planning, coordinating , and overseeing all exercise functions. He/She manages the exercise activities and maintains a close dialogue with the Senior Controller regarding the status of play and the achievement of the exercise design objectives. The Exercise Director debriefs the controllers and evaluators before and after the exercise and oversees the setup and takedown of the exercise.

EQUIPMENT NEEDS

The following equipment needs have been identified:

- Role Players:
- Red / Blue guns:
- MFF or DUI trailer @ staging area;
- Red Traffic vests (Safety Officers);
- Green Traffic Vests (Evaluators);
- Yellow Traffic Vests (Controllers);
- Traffic control signs and barricades;
- 50 Orange wristbands
- Four (4) “blank” firing handguns

OFFICER COMMUNICATIONS

Officers will use VVPD Channel 5 (CST) and telephones for responding to all injects. The Vacaville PD Communication Center will be made aware of this exercise and will issue a Code 33 on the frequency for the exercise. A teletype will be distributed to surrounding agencies prior to starting the exercise and indicating the affected channels, and that all traffic on those channels are part of the exercise. No officer communications are to be sent to agencies outside of the exercise.

DRAFT

CONTROLLER COMMUNICATIONS

Controllers and safety officers will use VVPD Channel 6 (FIRST) and telephones for responding to all injects. A list of key telephone numbers and radio will be available as a Communication Directory before the start of the exercise. Controller communication will link control personnel and will remain separate from officer communications.

EXERCISE LOGISTICS

Definition: the detailed coordination of a complex operation involving many people, facilities, or supplies.

MASTER SCENARIO EVENTS LIST (MSEL)

The MSEL outlines benchmarks and injects that drive exercise play. It also details realistic input to the exercise officers as well as information expected to emanate from simulated organizations (ie., those non-participating organizations, agencies, and individuals who would usually respond to the situation).

SAFETY GUIDELINES

Eight (8) Vacaville Police Department Safety Officers will be exclusively assigned to monitor the exercise. Prior to STARTEX, all participants, including officers, controllers, evaluators and role players, will be made aware that they should also act as informal safety officers. Any participant witnessing an unsafe act or emergency should immediately notify a controller or safety officer. The controller or safety officer will suspend exercise play and notify the Exercise Director, who will evaluate the situation and decide if the exercise can be safely resumed.

DRAFT

In the event that exercise play need be suspended, any controller or safety officer will call "TIMEOUT." This will stop the exercise where it is, and allow for evaluation and/or re-direction.

In the event of a real emergency, the controller or safety officer will call out "REAL EMERGENCY." This will indicate the presence of a real emergency requiring immediate attention that may or may not stop exercise play.

The Safety Plan will be comprised of three stages:

- Stage 1: Prior to arrival at the Exercise Site, all participants will be advised to leave in their vehicles ALL weapons, ammunition, Tasers, OC, knives, and batons.
- Stage 2: Upon arrival and prior to entry into the staging area, ALL officers will be searched by a safety officer to ensure none of the above are in possession. Upon being searched by a safety officer, participants will receive an orange armband as proof that they are in a safe mode. No officer participants will be allowed in the scenario area without an orange armband.
- Stage 3: Prior to release for entry into the scenario, a Safety Officer will search Officer participants to ensure no weapons or dangerous items are in possession.

SITE ACCESS SECURITY

Vacaville PD Safety Officers and Controllers will be armed and will monitor / prohibit entry into the training area.

EXERCISE IMPLIMENTATION & RULES

- The Exercise Director will initiate exercise play by transmitting the Start Exercise (STARTEX) message via Channel 6.
- The Exercise Director will conclude the exercise by transmitting the End Exercise (ENDEX) message via Channel 6. The ENDEX message will then be immediately transmitted on Channel 5.
- The decision to conclude the exercise will be determined by the exercise Director and the Senior Controller based upon the completion of operations and attainment of the exercise objectives.
- Real world emergency actions take priority over exercise actions.
- Exercise officers will comply with real-world response procedures, unless otherwise directed by a controller.
- Participants will be using a repeated channel, and periodically the Exercise Director will broadcast, “This is a training exercise.”
- “Real Emergency” will be the designated phrase that indicates there is an emergency requiring immediate attention that may or may not stop exercise play.
- “Timeout” will be the designated phrase used by controllers to temporarily stop or freeze exercise play.
-

DRAFT

SCENARIO ZONES

All scenarios during the exercise will be conducted at The Father's House church located at 4800 Horse Creek Drive. The exercise location can further be divided as follows:

STAGING AREA

The staging area will at the north end of The Father's House parking lot. Officers who have not been released to the scenario will remain at the staging area until released by the staging area controller.

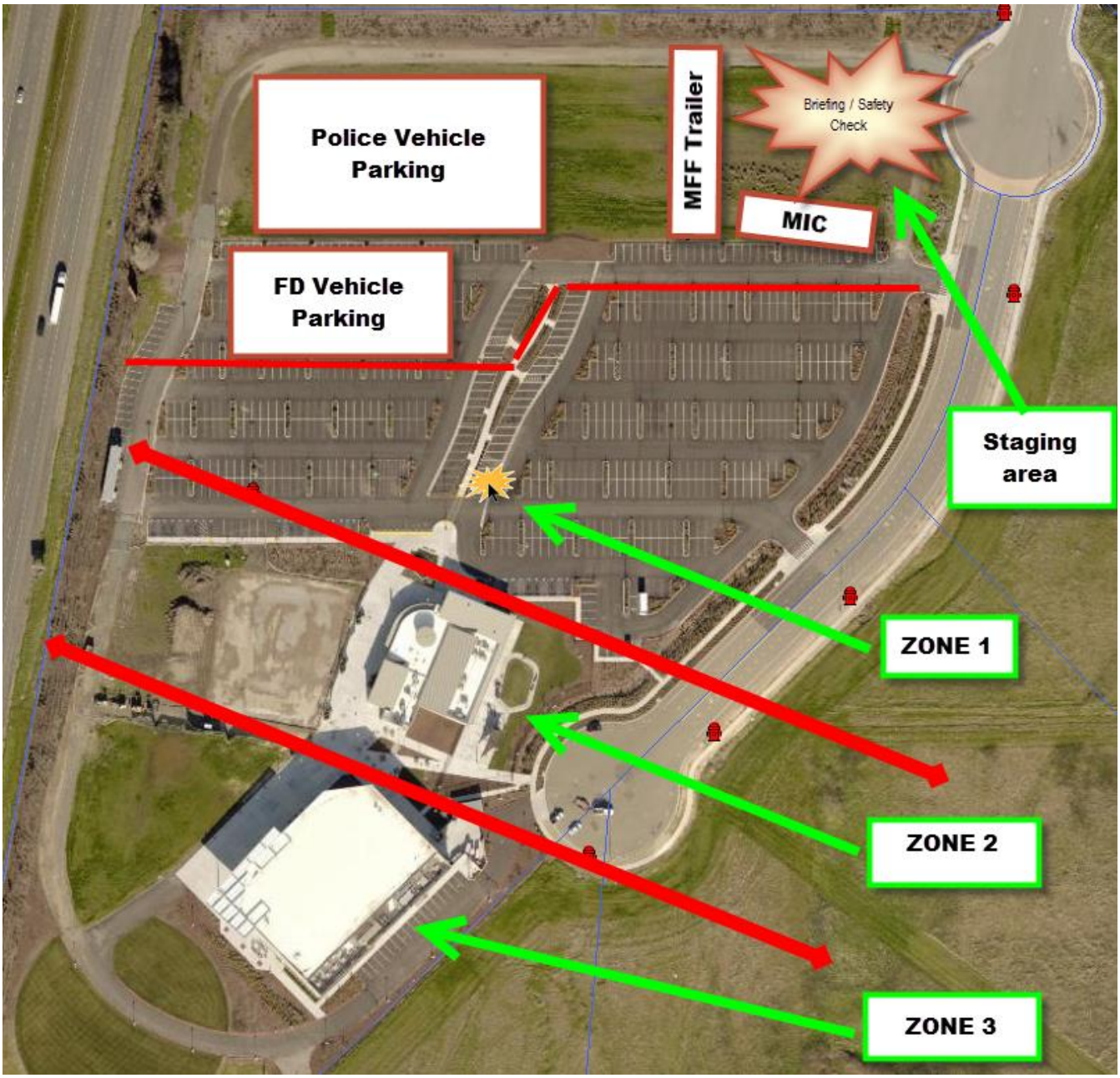

ZONE 1

Zone 1 (the first part of each scenario) will consist of the entire parking lot up to the fountain IFO the church.

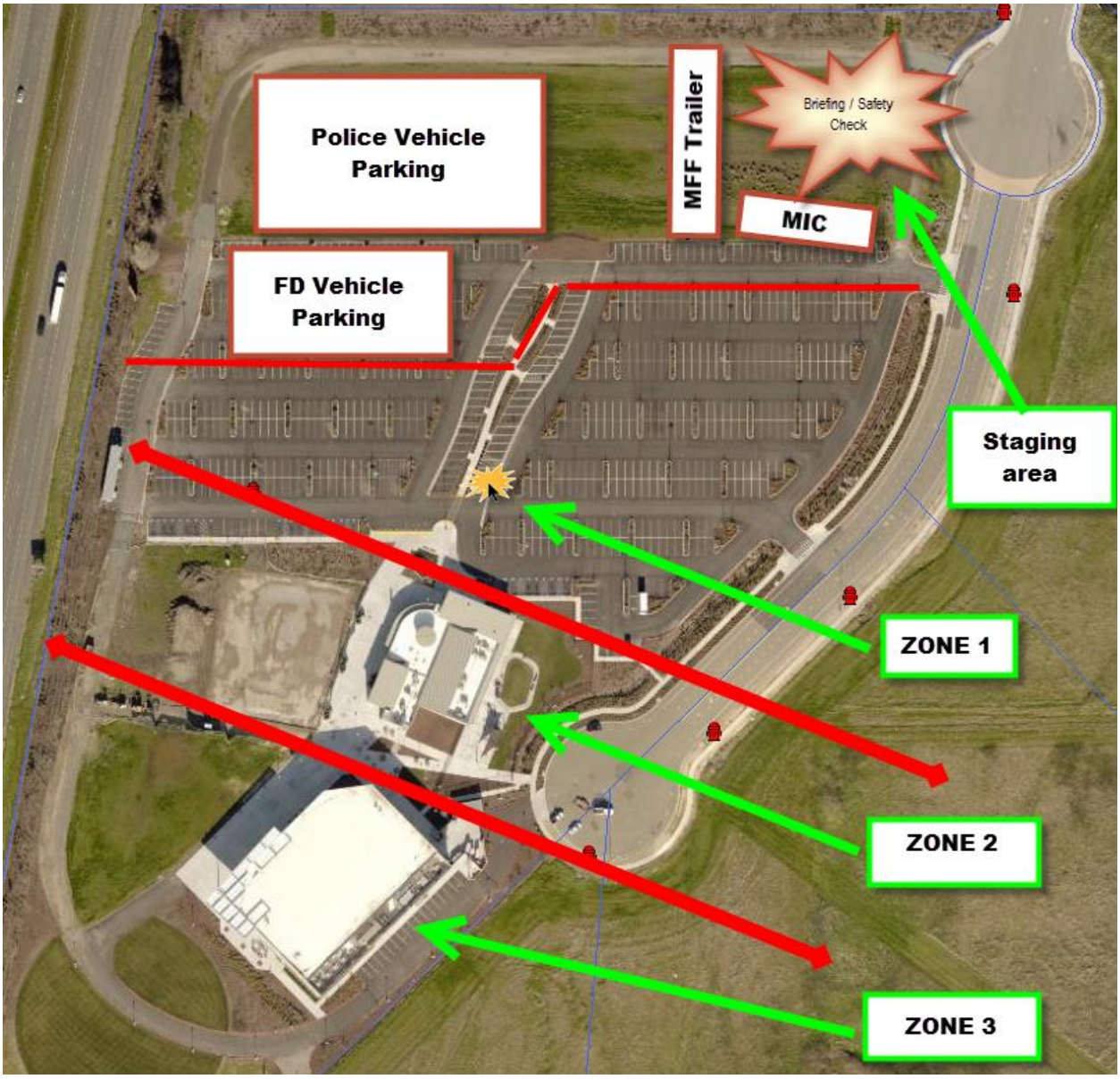

ZONE 2

Zone 2 (the second part of each scenario) will consist of the area south of the fountain, and including buildings B & C.

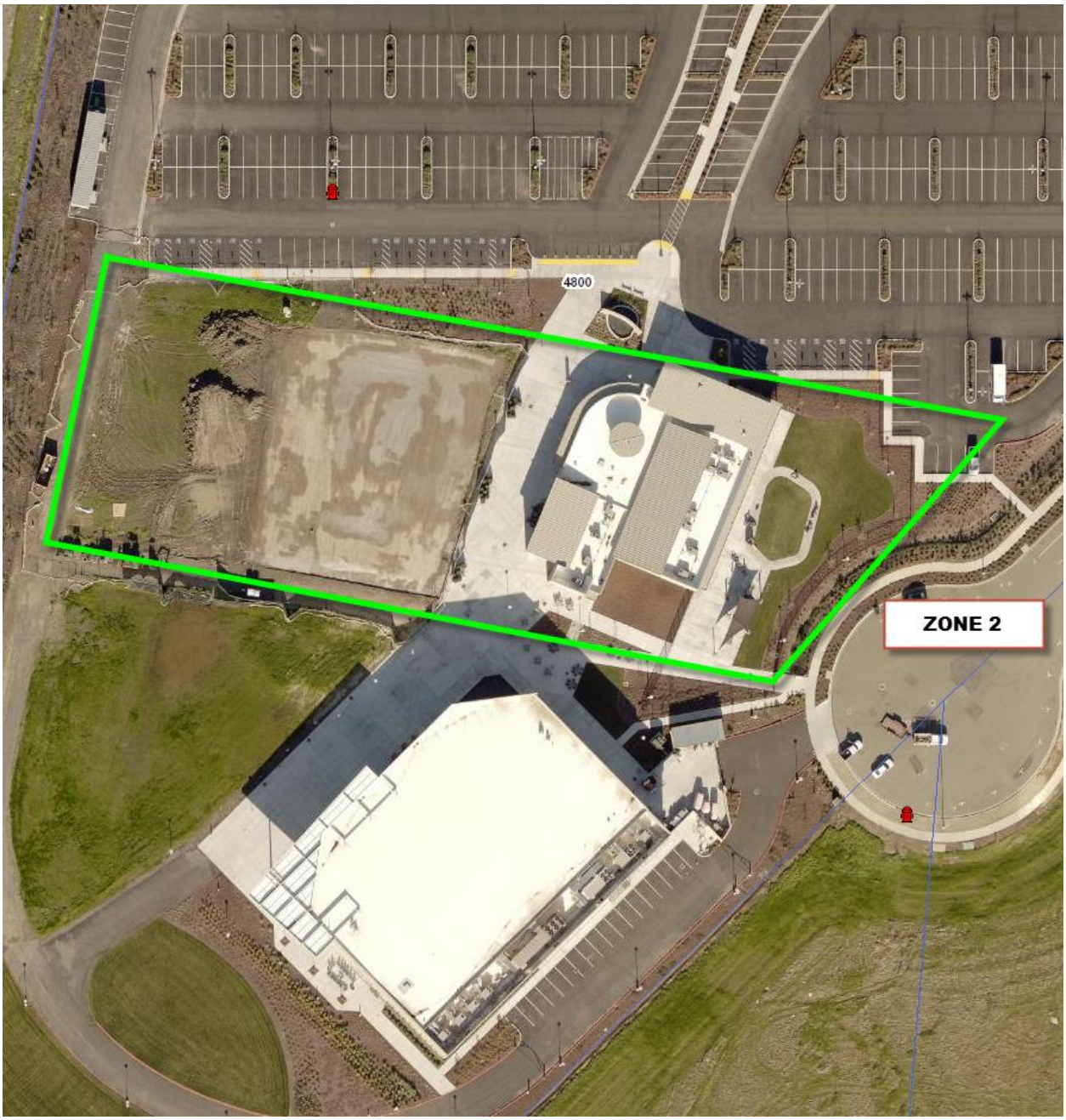

ZONE 3

Zone 3 (the third part of each scenario) will consist of Building A and the immediate vicinity.

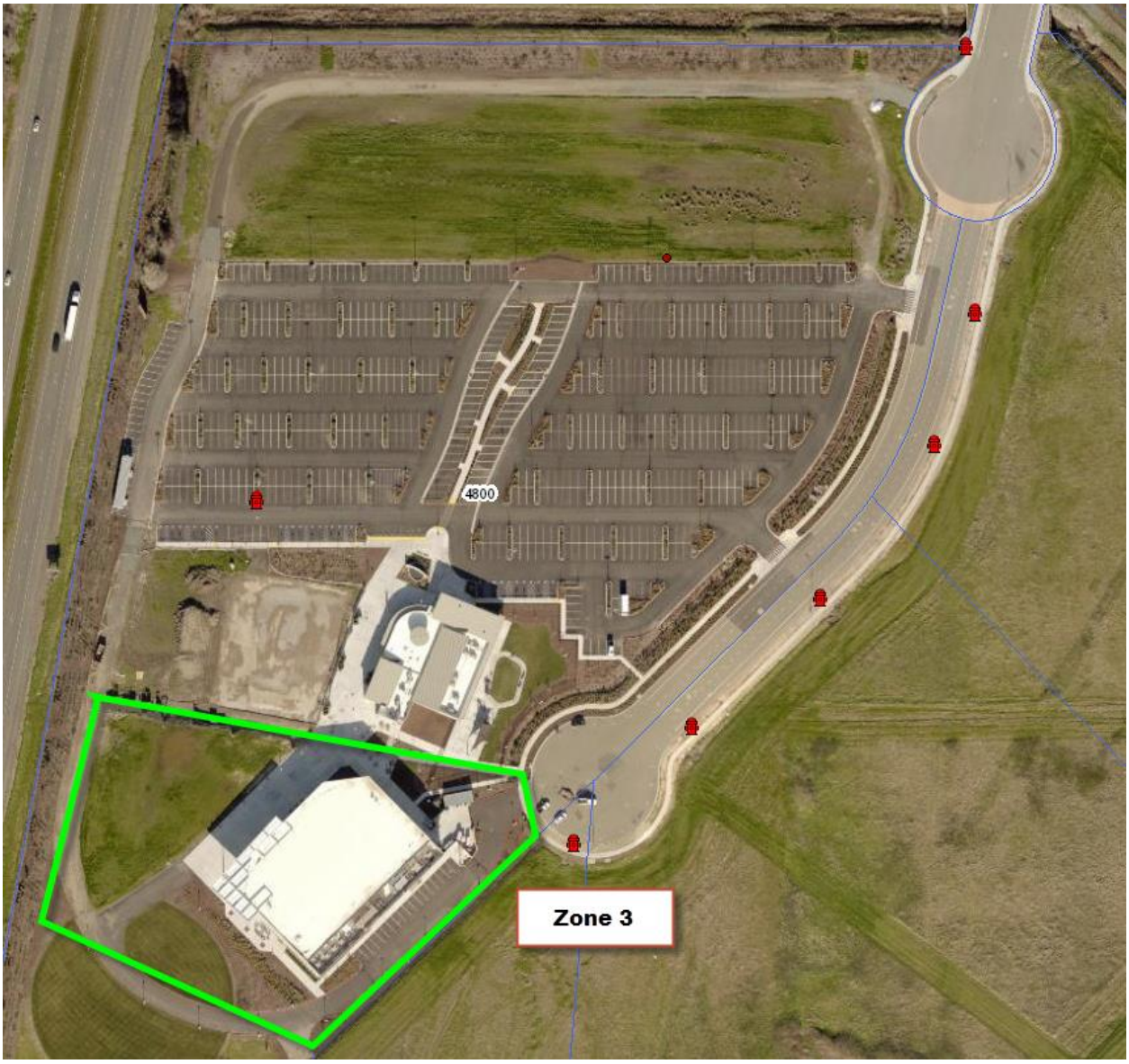

ROUGH EXERCISE SCHEDULE

Scenarios will start on the hour, and will run roughly 30 minutes in length, or until the exercise objectives have been met. At the call of ENDEX, all officers will rally at the fountain for quick debrief or "hotwash." Officers will then return to the staging area.

A rough exercise schedule is as follows:

DURATION / TIME		TASK
TEAM 1	TEAM 2	
1200-1230	0800-0830	TRAINING PERSONNEL ARRIVE AT SCENE FOR SET-UP (CONTROLLERS & EVALUATORS)
1230	0830	TRAINING STARTS, OFFICERS MEET AT STAGING AREA ROLE PLAYERS MEET AT TFH
1230-1300	0830-0900	SAFETY BRIEF / WEAPONS CHECK
1300	0900	STARTEX (SCENARIO #1)
1330	0930	ENDEX
1330-1345	0930-0945	HOTWASH
1345-1400	0945-1000	RETURN TO STAGING AREA RE-SET ROLE PLAYERS
1400	1000	STARTEX (SCENARIO #2)
1430	1030	ENDEX
1430-1445	1030-1045	HOTWASH
1445-1500	1045-1100	RETURN TO STAGING RE-SET ROLE PLAYERS
1500	1100	STARTEX (SCENARIO #3)
1530	1130	ENDEX
1530-1545	1130-1145	HOTWASH
1545-1600 1145-1200	1145-1200	RETURN TO STAGING AREA RE-SET ROLE PLAYERS
1600-1700	1200-1300	LUNCH
1700-1730	1300-1330	MEET AT STAGING AREA SAFETY BRIEF / WEAPONS CHECK
1730	1330	STARTEX (SCENARIO #1)
1800	1400	ENDEX
1800-1815	1400-1415	HOTWASH
1815-1830	1415-1430	RETURN TO STAGING AREA RE-SET ROLE PLAYERS
1830	1430	STARTEX (SCENARIO #2)
1900	1500	ENDEX
1900-1915	1500-1515	HOTWASH
1915-1930	1515-1530	RETURN TO STAGING RE-SET ROLE PLAYERS
1930	1530	STARTEX (SCENARIO #3)
2000	1600	ENDEX

DRAFT

2000-2015	1600-1615	HOTWASH
2015-2045	1615-1645	LARGE DE-BRIEF IN BUILDING A
2045-2115	1645-1715	CLEANUP AND LEAVE.

DRAFT

DRAFT

APPENDICES

PERSONNEL ROSTER

EXERCISE STAFF

Exercise Director – Lt. Scott Whitehouse
Senior Controller – Sgt. Mark Ferreira

Safety Officers (Red Vests)
Erwin Ramirez (Primary) – Zone 1
Aaron Potter – Zone 1
Dan Stoddard (Secondary) – Zone 2
Abi Isenhour – Zone 2
Julie Bailey – Zone 3
Kendra Lopez – Zone 3

Controllers (Yellow Vests)
Mike Miller – Zone 1
Chris Lechuga – Zone 1
Dustin Willis – Zone 2
Kirsten Jennings – Zone 2
Joe Perkins – Zone 3
Rob Myers – Zone 3
KC Bradford (Dispatch)
Sarah Phillips-Horel (Dispatch)
Eric Ceremony - VVFD

Evaluators (Green Vests)
Sgt. Franco Cesar, FFPD
FFPD Active Killer Instructors x 6
Lauren Coughlan, VVPD (Dispatch)

DRAFT

OFFICER TEAMS

12/11/2019 (TEAM 1)			
TEAM 1	TEAM 2	TEAM 3	TEAM 4
Ferreira	Senf	Livingston	FFPD
Windham	Foderaro	Canady	
Garrido	Howisey	Horel	Solano SO
Simon	Criste	Griffieth	
Jimenez	Moore	Casalnuovo	CHP
Watts	Cuevas	S. Kelly	
McCoy	Alderton	Crigger	
	Riddle		
12/18/2019 (Team 2)			
TEAM 1	TEAM 2	TEAM 3	TEAM 4
Smith	Spencer	Piro	ISS
Love	Stone	Cardona	
Jacobson	Shaw	Fernandez	Traffic
Moriarty	Bothwell	Baxley	
Meek	Bellamy	Outly	
Perkins	Gunderson	Santoni	
	Hill	C. Spencer	

DRAFT

SCENARIO #1 – DAVIS, CALIFORNIA

OFFICER DOWN

TIME	SCENARIO SCRIPT
00:00:00	**STARTEX**
	ZONE 1
00:00:05	"Vacaville 2-8, 11-95 IFO The Father's House, No plate, gray sedan, 2 on board" *Announcement made by Exercise Director or Zone 1 Controller. (1) Role player as injured officer, 5-10 witness role players at the traffic stop.*
00:00:20	"SHOTS FIRED… SEND HELP"
00:00:20	Dispatch begins receiving 911 calls *(5) Role players assigned to "Dispatch". Their job is to repeatedly call cell #s assigned as 911.*
00:00:21	2 units from team 1 clear to respond from the staging area *Upon arrival, 5-10 role players in immediate area. Conflicting stories given to officers. Officer(s) should start taking control of the situation.*
00:04:00	3 Units from Team 1 clear to respond from staging area. *Should start working towards ICS command. Only stimulus right now is in Zone 1. Zone 2 & 3, no stimulus.*
00:08:00	Remainder of team 1 and Team 2 cleared to respond. *Officers should secure the scene of the shooting. Ensure no threat, so Zone 1 becomes the warm zone.*
00:10:00	Teams 3 & 4 clear to respond from staging area.
	Evaluators should complete evaluation form for Zone 1.
	ZONE 2
00:10:00	Witness indicates that both suspects ran into building B or building C. *As large group of Officers are approaching, Zone 2 becomes active. Ie: Victims exit both buildings and fall down.*
00:10:30	Search teams begin to search Building B and Building C. *Conflicting stories provided to clearing officers. Wounded personnel in both buildings (20?).*
	Search teams do not locate any suspects in either building B or Building C. Both buildings become warm zone. Officers should take a static, position facing Building A. URVI teams should be established and begin moving in to treat the wounded.
	Evaluators should complete evaluation form for Zone 2
	ZONE 3
00:20:00	Shots fired from Building A (by Controller)

DRAFT

	Responding Officers should do hasty brief and immediately make entry into building. As soon as Officers approach the front door, stimulus stops. Officers should attempt to secure the Foyer of Building A. Foyer becomes warm zone (URVI response ?). Should have some type of command structure in place to organize search teams and begin "search to contact." Ultimately, no suspect located.
00:30:00	**ENDEX**
00:30:00 – 00:45:00	Hotwash Debrief by Controller / Evaluator Roll Player debrief by Controller / Evaluator
00:45:00 – 01:00:00	Officers return to staging area Roll players return to positions

DRAFT

SCENARIO INJECTS

ZONE 1

- Officer injured, but alive (requiring trauma medicine reaction);
- Large number of stationary Role Players at the scene of the shooting;
- Role Players conducting first aid;
- First Responders encouraged to "grab and go;"
- Role Players rush first responders to give their statements;
- Info. To Dispatch about IED in parking lot;

ZONE 2

- Shots fired at First Responders;
- Shots fired inside building B or C;
- Large numbers of injured in common areas and in plain view;
- Conflicting statements;

DRAFT

ZONE 3

- Multiple shots fired;
- Quiet inside building with large numbers of injured inside;
- 20-30 injured in plain view;
- As Officers approach, majority of role players stream out of building.

ZONE 1 RATING CRITERIA

TRAINING OBJECTIVES

- ☐ First responding officers recognize the severity of the situation;
- ☐ Communication with Dispatch;
- ☐ Immediately secure the scene;
- ☐ Begin to get statements from Witnesses;
- ☐ Begin preliminary ICS;
- ☐ Secure the scene and begin force projection towards threat;

DRAFT

ZONE 2 RATING CRITERIA

TRAINING OBJECTIVES

- ☐ Successful de-brief of witnesses @ shooting scene;
- ☐ Establish Team Leader (with separate Incident Commander);
- ☐ Move to building B & C;
- ☐ Slow, deliberate movements towards possible threat;
- ☐ Rapid movements if there is stimulus;
- ☐ Thoroughly clear building B & C;
- ☐ After building cleared, hold and evaluate;
- ☐ Constant contact with IC and any Team Leaders;
- ☐ Manage arriving resources;
- ☐ INITIATE URVI WITH ANY VICTIMS IN THE AREA;

DRAFT

ZONE 3 RATING CRITERIA

TRAINING OBJECTIVES

- ☐ Rapid approach to Building A;
- ☐ Once stimulus stops, movements should slow WAY down. Becomes a deliberate search;
- ☐ URVI response moves up to the foyer;
- ☐ Constant de-briefs of victims as the teams move.

DRAFT