

# NHTSA 2022 FOURTH QUARTER REPORT

The National Law Enforcement Officers Memorial Fund, in conjunction with the National Highway Traffic Safety Administration (NHTSA), collects and analyzes fatal law enforcement crash data to track any emerging trends and to provide timely safety recommendations to the field.

**During the Fourth Quarter of 2022, traffic-related line of duty deaths were slightly higher compared to the same period in 2021.** However, over the entire twelve-month period that ended in December 2022, the preliminary data indicates that the number of traffic related line of duty deaths decreased by 3%, compared to the twelve-month period of 2021.

Based on preliminary data, the year 2022 recorded a total of 56 traffic related deaths compared to 58 in 2021. In 2022, 35 officers died in automobile crashes, 16 officers were struck and killed on the roadside and five officers died in motorcycle crashes.

## Struck-by Crashes Down Significantly

While the number of fatalities due to traffic-related incidents remained steady, the number of officers killed in “struck-by” crashes was down markedly. This fact continues to be a silver lining, given the amount of attention the National Law Enforcement Officers Memorial Fund and others have paid to the 2021 epidemic of struck-by fatalities.

In 2021, there were 27 reported fatalities of officers who were struck and killed by vehicles. Over that same period in 2022, the total is 16 cases, representing a 41% reduction.

## Vehicular Crashes Were Up

The number of fatal automobile crashes rose in the final quarter of 2022, bringing the total number to 35 crashes. This number includes the five fatal single vehicle crashes. Compared to 2021, when the NLEOMF recorded a total of 21 automobile crashes, 2022 showed a 29% increase in vehicle crashes.

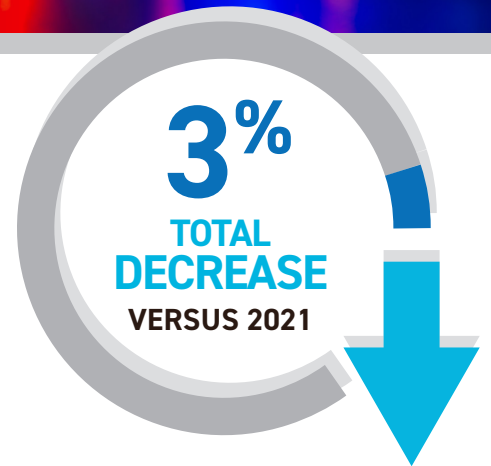
The number of motorcycle crashes also increased from three in 2021, to five in 2022. This represents a 66% increase.

## Fourth Quarter and Regional Comparison

When comparing the fourth quarter (October-December) in 2021, with the fourth quarter in 2022, there were 13 fatal traffic-related incidents in 2021, compared to 15 in 2022. An increase of 15%.

In 2021, NHTSA Region Four (Alabama, Florida, Georgia, South Carolina, and Tennessee) led with the highest number of law enforcement traffic fatalities, however, in 2022, NHTSA Region Six (Louisiana, Mississippi, New Mexico, Oklahoma, and Texas) and Region Four tied at 16 law enforcement fatalities each. The next highest region was Region Three with 6 cases.

The state of Texas had the highest number of fatalities at 12, followed by Florida with 6 law enforcement traffic fatalities.



### AUTOMOBILE

↑ 29%

4<sup>TH</sup> QTR  
2021 = **21**

4<sup>TH</sup> QTR  
2022 = **35**



### STRUCK-BY

↓ 41%

4<sup>TH</sup> QTR  
2021 = **27**

4<sup>TH</sup> QTR  
2022 = **16**



### MOTORCYCLE

↑ 66%

4<sup>TH</sup> QTR  
2021 = **3**

4<sup>TH</sup> QTR  
2022 = **5**

TOTAL ↓ 3%

4<sup>TH</sup> QTR  
2021 = **58**

4<sup>TH</sup> QTR  
2022 = **56**

The preliminary analysis of all the 2022 traffic related fatalities has revealed that at least 15 of the officers were killed by impaired drivers. Three of the officers struck and killed were at construction sites, or staffing traffic posts, and 10 of the struck-by deaths, and two of the vehicle collisions involved a violation of that state's "Slow Down and Move Over" law. Distraction was a factor in four of the cases.

Early analysis of the 2022 crash data shows that three officers involved in single-vehicle crashes were operating at speeds over 100 MPH, and that at least 12 officers involved in vehicle collisions were found to not have their seat belt fastened. The full data analysis will be completed in February.

## Report on the National Law Enforcement Traffic Safety Summit

On July 28, 2022, the National Law Enforcement Officers Memorial Fund, in partnership with NHTSA and The Goodyear Tire and Rubber Company, hosted a first-of-its kind National Traffic Safety Summit.

This event addressed the most pressing issues in roadway safety for law enforcement and featured an array of experts from several different agencies and organizations. For more on this Summit and its key safety recommendations, review the report here <https://nleomf.org/wp-content/uploads/2022/09/NLEOMF-2022-Traffic-Safety-Summit-Report.pdf>

This event is being followed by another two-day traffic safety summit planned for May of 2023, in Linthicum, Maryland. More details on that event will be provided soon.

## SAFETY RECOMMENDATIONS:

Watch your speed and drive for the conditions

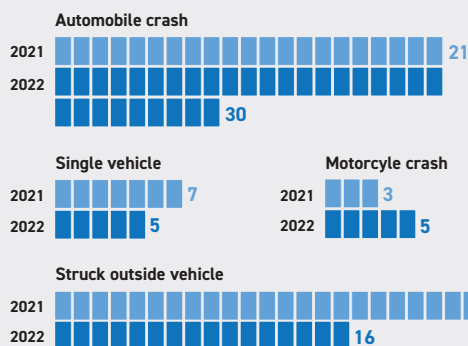
Wear your seat belt

When expediting, slow and clear each intersection to safely pass through.

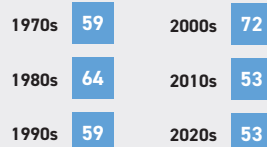
### TRAFFIC-RELATED FATALITIES

JANUARY 1 THROUGH DECEMBER 31

#### BY CIRCUMSTANCE



#### BY DECADE\*



\*Average per decade

## OFFICIAL LINE-OF-DUTY FALLEN HEROES

RESPECT | HONOR | REMEMBER



**DEPUTY OSCAR YOVANI BOLANOS-ANAVISCA, JR.**

E.O.W. 12/16/22

Cumberland County (NC) Sheriff's Office

Struck and killed while returning to his vehicle after searching for a fleeing suspect.



**DETECTIVE PAUL DANIEL NEWELL**

E.O.W. 12/17/2022

Benton County (AR) Sheriff's Office

Killed in motorcycle crash escorting a group of vehicles delivering holiday wreaths.



**OFFICER JORDAN JACKSON**

E.O.W. 11/21/22

Bellevue (WA) Police Department

Killed in a collision with a passenger vehicle while on motorcycle patrol.

