

# End of Year Report

## *Review of 2022 Traffic Fatalities*

Thursday, February 9, 2023



**NATIONAL LAW ENFORCEMENT OFFICERS**  
**SAFETY & WELLNESS**

MEMORIAL | MUSEUM | OFFICER SAFETY & WELLNESS






# National Law Enforcement Officers Memorial Fund

- THREE PILLARS
  - Memorial
  - Museum
  - Officer Safety  
and Wellness





Memorial



# MUSEUM







## Officer Safety and Wellness

Law Enforcement Officer Fatalities:  
2021 vs 2022  
(2022 figures based on preliminary reports)

	<u>2021</u>	<u>2022</u>	<u>% Change</u>
Total Fatalities	586	222	-61%
Firearms-related	64	64	0%
Traffic-related	58	52	-10%
Other Causes	464	106	-77%

Current year

***COLLISION***  
**INVESTIGATION**





# 2022 Approved Traffic Cases

---

- **Auto Collision**
  - 26
    - Single Vehicle Crashes
  - 4
- **Struck-by Crashes**
  - 16
- **Motorcycle Crashes**
  - 6







# Facts and Details of 2022 Cases

## Agency Type Breakdown

- Municipal Agencies=**20**
- Sheriff's Offices=**20**
- State Agencies=**10**
- Federal Agents=**2**

## Demographics

- Average Years of Service=**12**
- Average Age=**40**
- **47** men
- **5** women

# 2022 Automobile Crashes

---

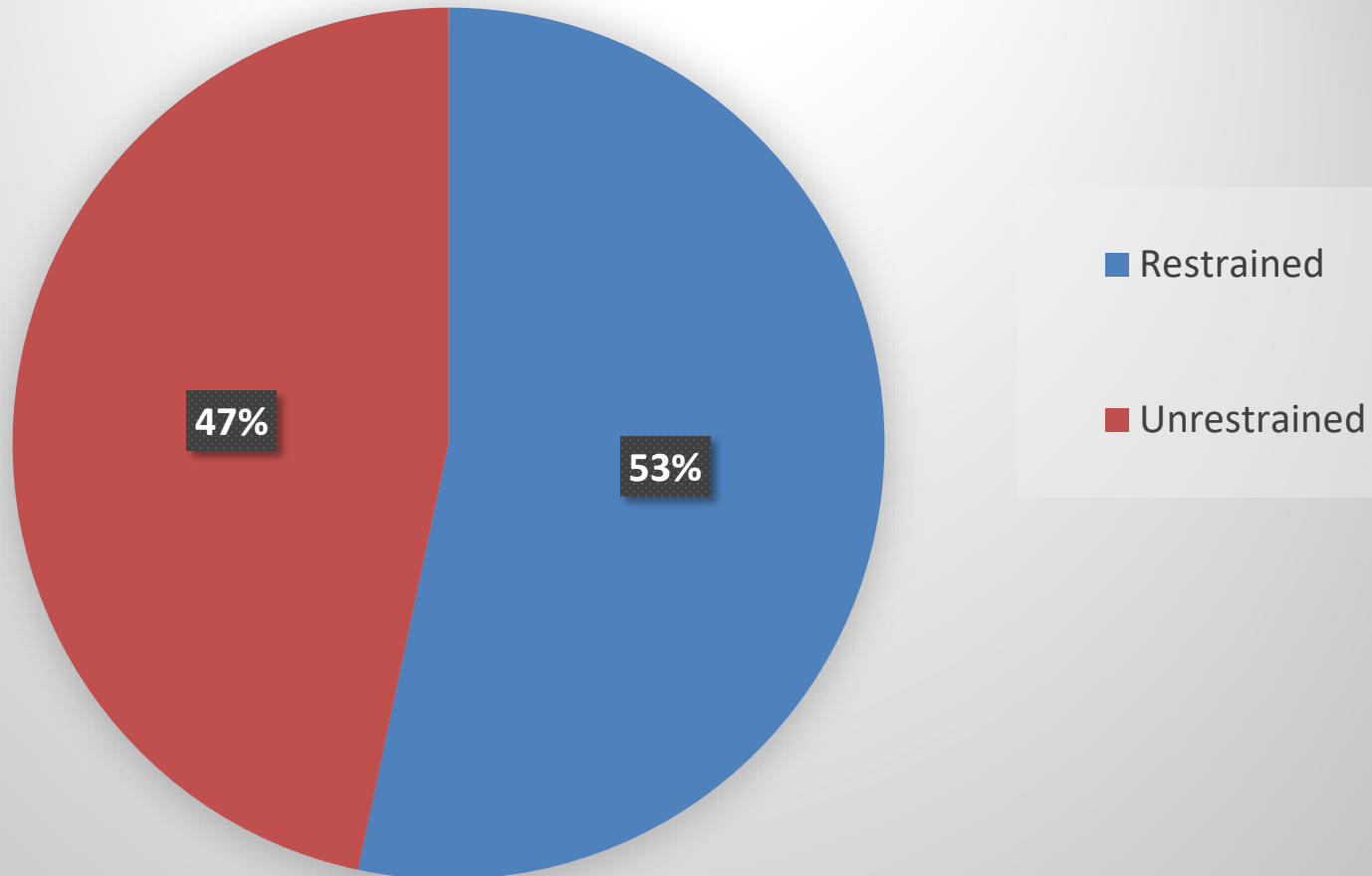
- 26 Collisions
  - Responding to call,  
most common  
circumstance
- 4 single vehicle  
crashes
  - Responding to call,  
also the most common  
circumstance







# 2022 Seatbelt Use



# 2022 Struck-By Crashes

- There were **16** Struck-by Crashes in 2022
  - **5** Directing or diverting traffic
  - **3** Traffic stops
  - **2** were conducting investigations
  - **2** were removing debris from the roadway
  - **2** were removing a pedestrian on an elevated highway\*
  - **2** were deploying tire deflation devices (TDDs)





# Stuck-by Reporting



# RESPONDERSAFETY

**.com**

***On The Highway We've Got Your Back***



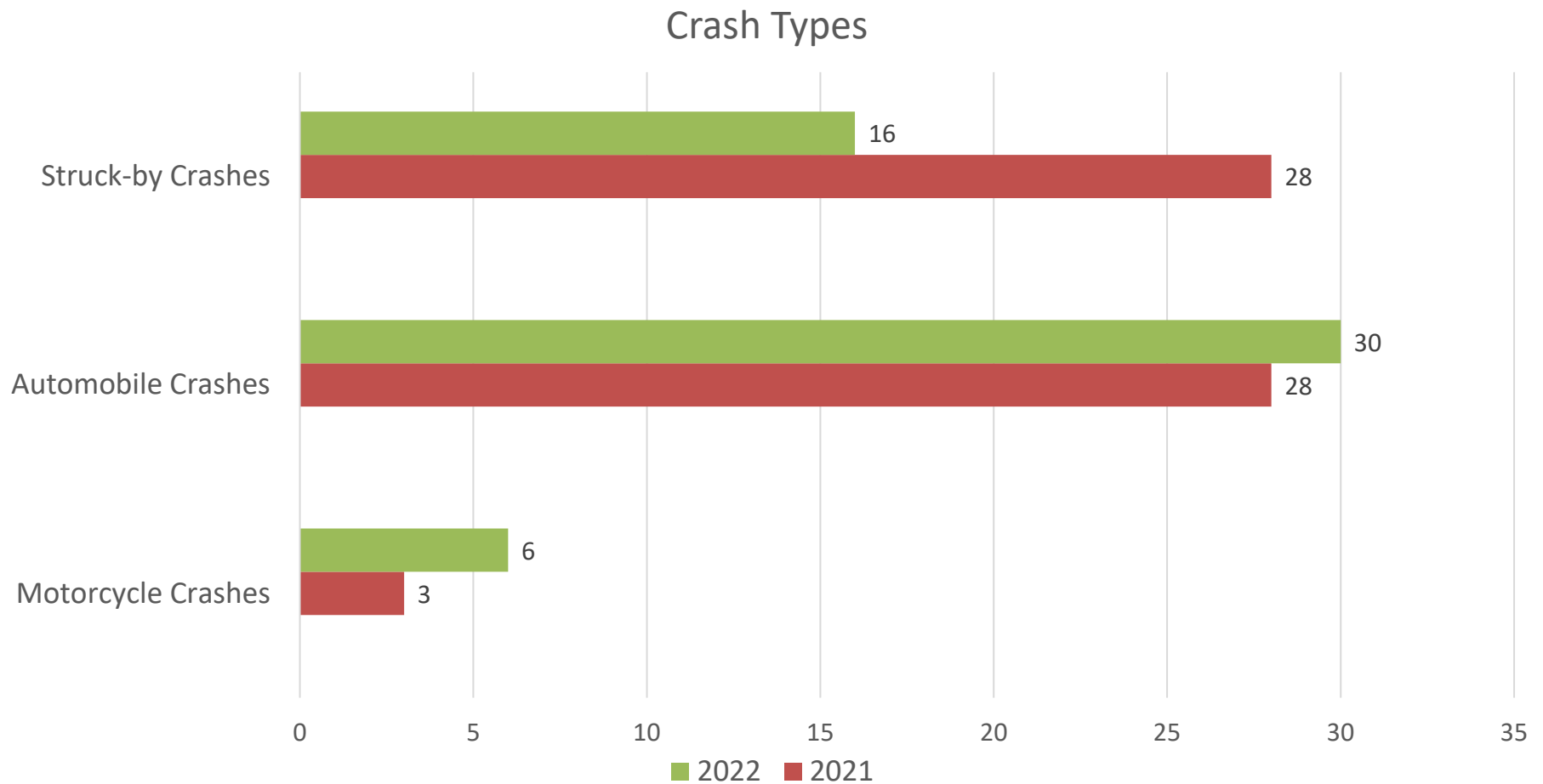
# 2022 Motorcycle Crashes

- There were 6 motorcycle crashes
  - 3 were on patrol \*
  - 1 was responding to call
  - 1 was returning home
  - 1 escorting





# 2022 Compared to 2021





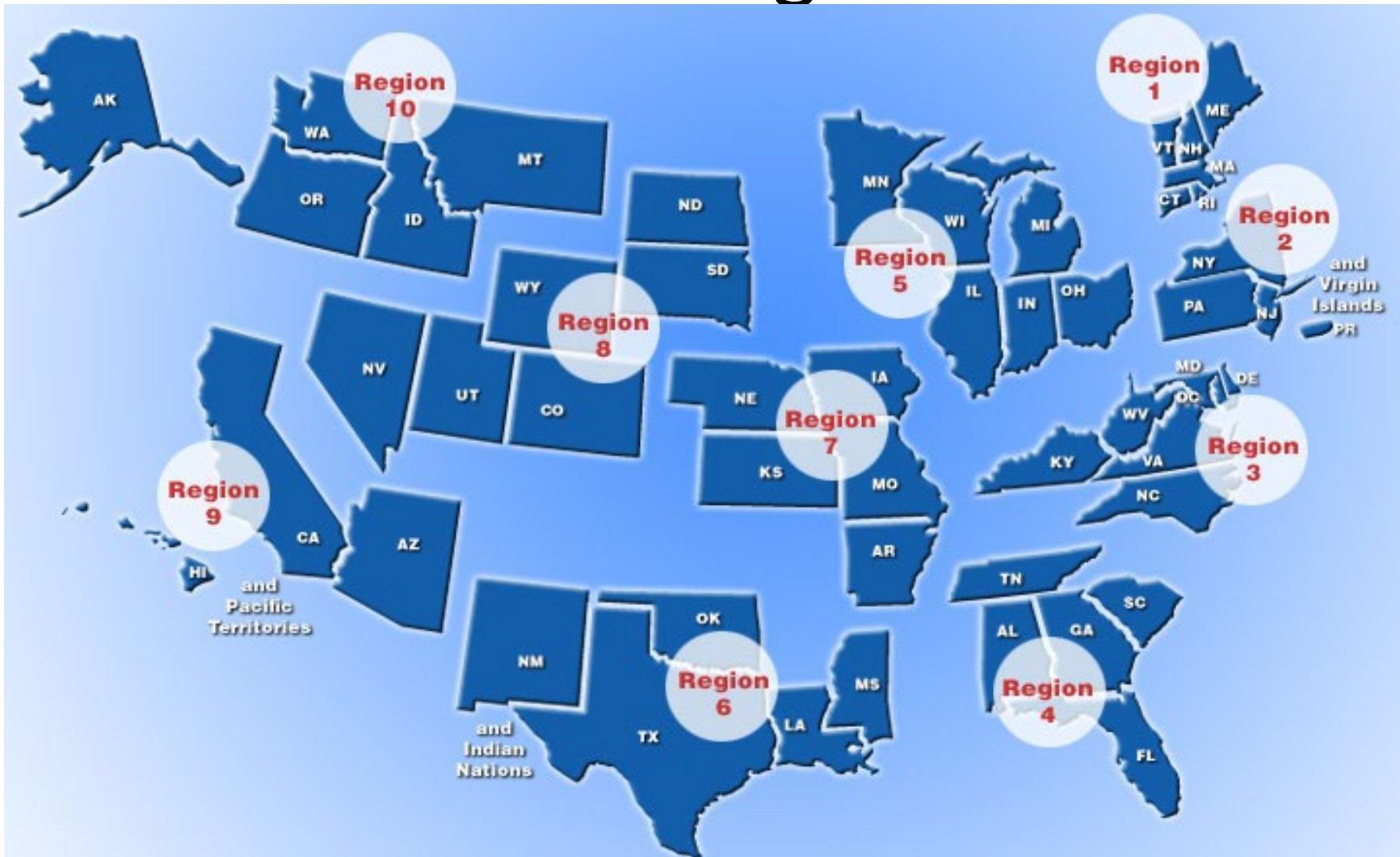
# Quick Facts on 2022 Crashes

- The state of Texas had **12** Fatalities
- NHTSA Region 6 had **16** and Region 4 had **14**
- **6** of the crashes were head-on collisions
- **4** of the struck-bys occurred at construction zones
- **2** of the cases involved TDDs
- **28** of the 52 incidents occurred at night (darkness)
- **16** involved confirmed impairment
- **4** involved distraction
- **10** of cases were violations of the “Slow Down Move Over” Law





# NHTSA Regions



# Safety Recommendations

- Seatbelts-mandatory
- Below-100 training
- Monitor Speed
- Address fatigue
- Supervise, set the example and confront bad behavior
- Right side approaches for traffic stops



# Upcoming Events

- Lifesavers  
Conference April 2-5<sup>th</sup>, Seattle, WA
- Traffic Safety  
Summit May 8-10<sup>th</sup>,  
Linthicum, MD
- National Police  
Week
  - May 13<sup>th</sup>,  
Candlelight vigil
  - May 15<sup>th</sup>, U.S.  
Capitol Service



# Questions and Contacts

- Reo Nelson
  - [Reo.nelson@dot.gov](mailto:Reo.nelson@dot.gov)
- Nick Breul
  - [nbreul@nleomf.org](mailto:nbreul@nleomf.org)

